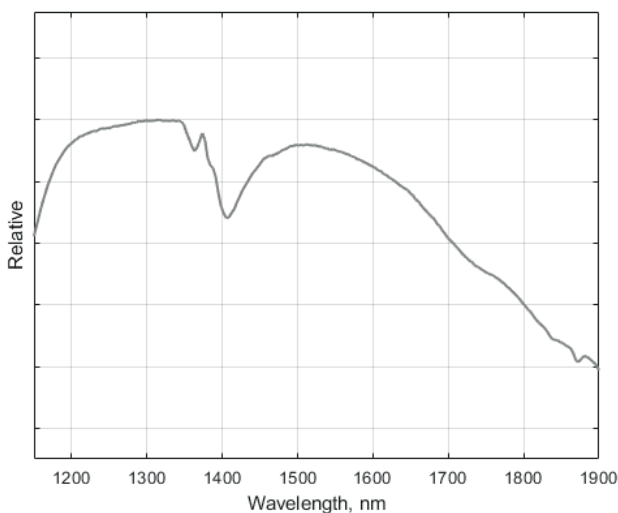




FEATURES

- Spectral range 1130-1920 nm
- High spatial resolution of 640 pixels
- High image speed 527 FPS (full range)
- Free wavelength selection from 224 bands within the camera coverage
- Built-in image correction
- Unified spectral calibration between units
- GigE interface
- Easy mounting to industrial environment
- Certificates: CE, RoHS

SPECTRAL RESPONSE




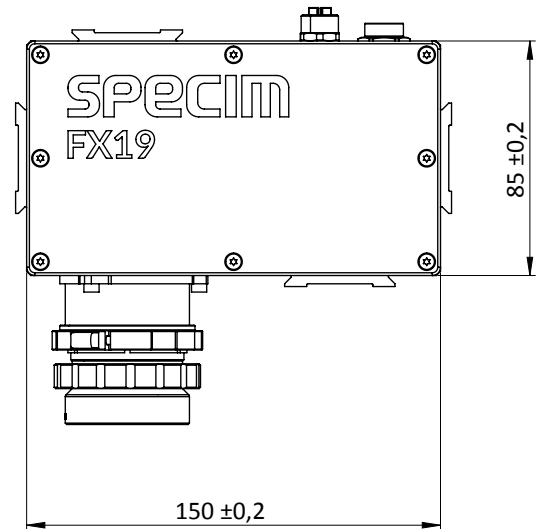
IMPROVE ACCURACY AND REDUCE COSTS

Specim FX19 camera is designed for industrial and laboratory use. It works in a line-scan mode, and collects hyperspectral data in the near-/shortwave infrared (NIR/SWIR) region (1130-1920 nm).

Specim FX19 is best suited for:

- Plastics, textile, and paper sorting
- Electronic waste sorting
- Foil and thin-film inspection
- R&D

DIMENSIONS



SPECIFICATIONS

Spectral Range	1130–1920 nm	
Spectral resolution (FWHM)	8 nm (mean)	
Spectral sampling/pixel	3.5 nm	
Spectral bands	224	With default binning
Spatial pixels	640	Specifications on two first and two last pixels may differ
Numerical aperture	1.7	With default lens
Optics magnification	0.8	
Effective pixel size	18.7 μm	At fore lens image plane
Effective slit width	Physical width 42 μm . Projection on sensor 32 μm (M=1.3)	At fore lens image plane
Effective slit length	12.0 mm	At fore lens image plane
SNR @ max. signal	1170:1	
Dynamic range	72 db = 4200:1	
Bit depth	12	
Maximum frame rate	527 FPS full range	
Binning	1,2,4 spectral and spatial	Default: 1 spectral x 1 spatial
ROI	Freely selectable multiple bands of interest	Minimum height of ROI is two 1-binned rows. Maximum frame rate is determined by total number of rows between first row of first mROI and last row of last mROI and the total number of rows included in the mMROI's.
Pixel operability	99%	
Image corrections	Non uniformity correction Bad pixel replacement Automatic Image Enhancement (AIE)	One point NUC AIE: Unified spectral calibration + corrected smile and keystone aberrations
Sensor	InGaAs	
Sensor cooling	TEC	
Full well capacity	1.4 Me-	
Read-out modes	IWR / ITR	
Lens mount	Custom mount	
Fore lens FOV options	12°, 22°, 38°, 53°, 66°, 75°, 90°, macro lens	
Camera digital data output/control interface	GigE Vision	Trigger and synchronization: Shaft encoder interface (A,B,Z) and three digital outputs
Camera control protocols	GenICam	
Power input	12V -10% to 24V +10%	
Power consumption	Max 24 W	
Triggers	Shaft encoder inputs A,B,Z,Alarm TTL out, Two wide voltage/TTL outputs	
Connectors	17 pin M12 for power and I/O, M12 X-coded Ethernet connector for GigE	
IP	IP52	
Dimensions (L x W x H)	150 x 71 x 85 mm	Mounting surface option on four sides. Mounting kit adds 20 mm distance on mounting side.
Weight	1.5 kg	
Storage temperature	-20 ... +50 °C (non-condensing)	
Operating temperature	+5 ... +40 °C (non-condensing)	
Relative humidity	5% – 95% (non-condensing)	

Specim, Spectral Imaging Ltd. ▪ A Konica Minolta Company ▪ POB 110, FI-90591 Oulu Finland ▪ Elekroniikkatie 13, Oulu Finland
Tel +358 (0) 10 4244 400 ▪ VAT Identification number FI10079234 ▪ info@specim.com ▪ www.specim.com

Information in this document is subject to change without notice. Specim, Spectral Imaging Ltd. reserves the right to change or improve its products and specifications and to make changes in content without obligation to notify any person or organization of such changes or improvements.
Specifications are provided for reference purposes only and do not constitute a guarantee of actual product performance.