

GENERAL PURPOSE VALVES



Series 30 >> Model 35

3-Way Directional Control

Complete range of valves particularly suitable when cost and size are major factors. The bodies are constructed of brass (stainless steel is optional). Air, water, and other fluids are compatible with standard Buna seals. Hot water, steam, gasoline, and many oils require other seal materials.

- **Brass body with stainless steel internal construction.**
- **A smaller, cost effective alternative to any industry standard.**

Note: This valve also available as an operator. Refer to following page.

OPERATING CONDITIONS

Media: Air, water, and other fluids are compatible with standard Buna seals. Hot water, steam, gasoline, and many oils require other seal materials. (Series 30 pressure ratings may change due to the viscosity of the liquid.)*

Valve Temperature Range: Standard Valves - 0°F (-18°C) to 104°F (40°C) ambient; 0°F (-18°C) to 150°F (65°C) media. Optional Valves - can tolerate much higher or much lower ambient and media temperatures.*

Maximum Operating Pressure Differentials: See table on next page.

Burst Pressure: 5,000 PSI

Leakage: Bubble tight for standard valves.

Vacuum: To 5 Microns*

ELECTRICAL CHARACTERISTICS

Coil Voltage: 6.0 to 650/60, 5.2 to 560/50 and 2.0 to 240/DC

Nominal Power: AC — 8.0 Watts, DC — 8.0 Watts

Coil Construction: Molded (Std.), Non-molded Class A and potted Class F. (Class H optional)

Typical Response Time on Air: 4 - 16 Milliseconds

Operating Speed: Up to 600 CPM

Duty Cycle: Continuous

MECHANICAL CHARACTERISTICS

Body: Brass (Std.) or Stainless Steel (Opt.)

Internal Components: Stainless Steel. Copper - AC Only.

Elastomers: Nitrile (Buna) (Std.). Many other elastomers available.*

Orifice Diameter: See table on next page.

Porting: Standard 1/8" NPT (other ports available).*

Housing: Grommet and 1/2" NPT conduit - many options available.*

Listings: Most valves are UL and CSA listed.*

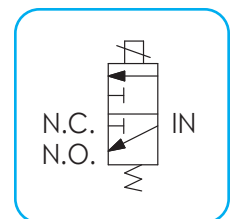
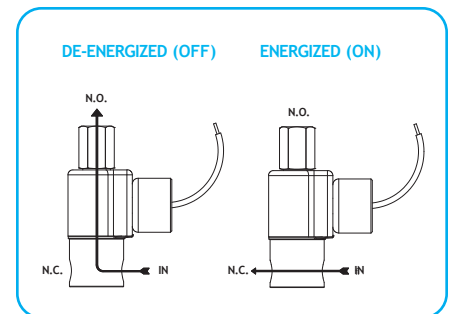
Life Expectancy: Millions of cycles, depending on application, lubrication, etc.

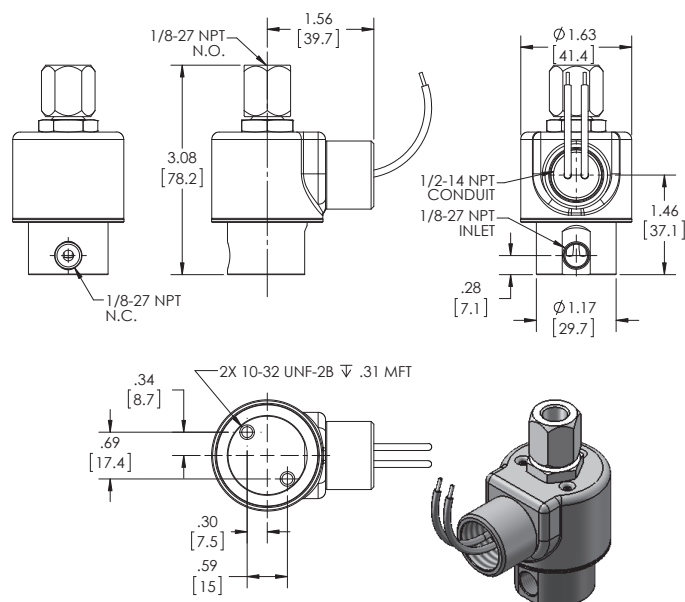
Valve Weight: Grommet Valve: 0.75 lb Conduit Valve: 0.81 lb

Repair Packs: See table on next page.

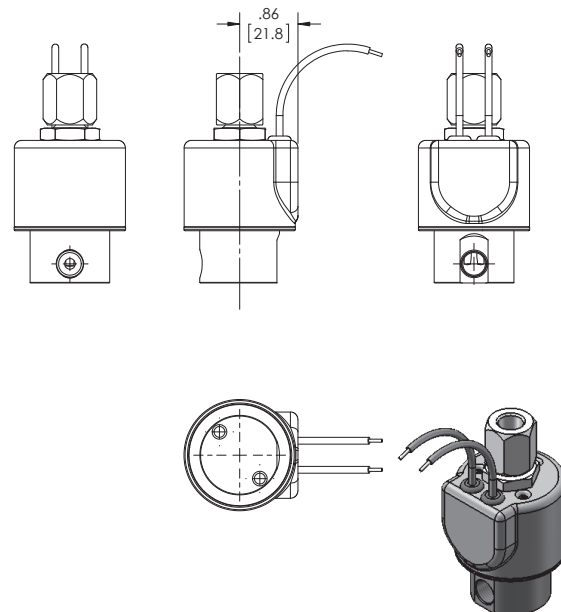
Options: Alternate Port Locations, Metering, Manual Override, Alternate Elastomers, Spade Terminal Coil

* Consult representative or factory for options and specifications.





**SERIES 30
MODEL 35
3-WAY DIRECTIONAL CONTROL
CONDUIT CONNECTION**



**SERIES 30
MODEL 35
3-WAY DIRECTIONAL CONTROL
GROMMET HOUSING WITH LEADS**

VALVE SPECIFICATIONS

MAX. OPER. PRESS. DIFF.		ORIFICE SIZE		CV FACTOR		VALVE NUMBER	CONDUIT HOUSING
AC	DC	N.C.	N.O.	N.C.	N.O.	GROMMET HOUSING 1/8 NPT PORTS	1/8 NPT PORTS
300	300	1/32	1/32	.024	.024	35GG5XGM	35GG5XCM
175	175	3/64	1/16	.052	.095	35HJ5XGM	35HJ5XCM
125	125	1/16	1/16	.095	.095	35JJ5XGM	35JJ5XCM
75	75	3/32	3/32	.160	.160	35KK5XGM	35KK5XCM
50	50	1/8	3/32	.275	.160	35NK5XGM	35NK5XCM

ORDERING INFORMATION:

WHEN ORDERING VALVES OR REPAIR PACKS ADD VOLTAGE AND FREQUENCY TO COMPLETE VALVE NUMBER. EXAMPLES: VALVE (35HJ5XGM 120/60) REPAIR PACK (K35HJX AC)

WHEN ORDERING OPERATORS ADD THE LETTER "O" TO THE FRONT OF THE VALVE NUMBER, REPLACE BODY PORT NUMBER WITH THE LETTER "D": EXAMPLE: OPERATOR (Q35HJ5DGM 120/60)