

Vision is
our mission®

Cable 0,6m m7M m7F

Article no. 0304420

Cable 1,0m m7M m7F

Article no. 0302820

Cable 2,0m m7M m7F

Article no. 0304260

Cable 6,0m m7M m7F

Article no. 0304410

Cable 11,0m m7M m7F

Article no. 0304610

Cable 16,0m m7M m7F

Article no. 0304620

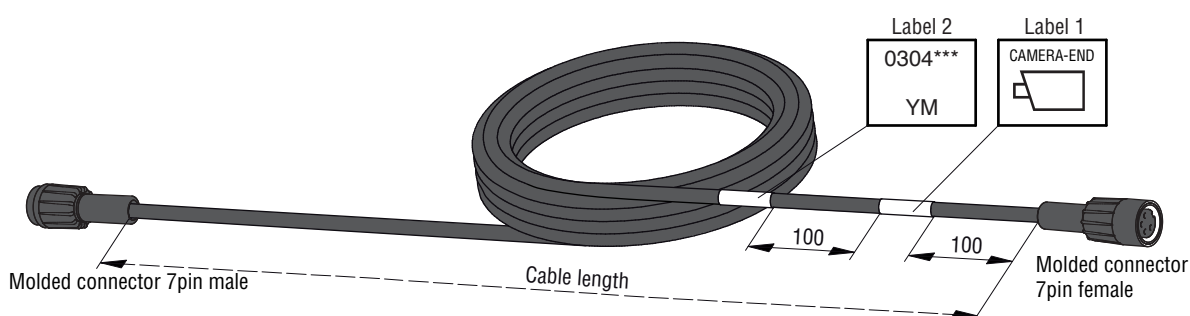
Cable 21,0m m7M m7F

Article no. 0305030

2018 • DS0960181 EN A 01

Product Data

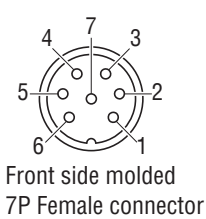
Dimensions



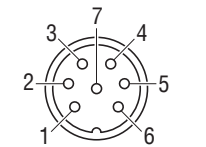
TECHNICAL DATA

Cable* m7M m7F

	Description						
Article number	0304420	0302820	0304260	0304410	0304610	0304620	0305030
Cable length	0,6m	1,0m	2,0m	6,0m	11,0m	16,0m	21,0m
Operating temperature	-40°C to +80°C.						
Protection	IP67 according IEC 60529 and vibration proof.						
Connectors	Molded connectors 7pins.						
Cable	3 x AWG26 19 x 0,102mm, tinned copper, color: Orange Yellow, Grey. 2 x AWG20 19 x 0,20mm, tinned copper, color: Black, Red.						
Temperature range	-40°...+85°C.						
Approvals	UV-resistant, oil resistant. Wires according UL Style 1589 Cable according UL Style 20963						
Fire resistance	VW1 (UL 1581).						



Front side molded
7P Female connector



Front side molded
7P Male connector

Electrical connection

molded connectors

- 1 = Coax Core
- 2 = Coax Shield
- 3 = Red (Power input)
- 4 = Black (0V)
- 5 = Orange (Rx)
- 6 = Yellow (Tx)
- 7 = Grey (Aux)

All data subject to change without notice. All dimensions are for commercial purpose only.
The camera/display systems from Orlaco comply with the latest CE, ADR, EMC and mirror-directive regulations, where applicable.
All products are manufactured in accordance with the ISO 9001 quality management system, ISO/TS 16949 quality automotive, ISO 14001 environmental management systems and all Ex products with the IECEx scheme and ATEX directives, where applicable.

