

DUELCO NST-2009D SAFETY RELAY WITH TIMED OUTPUTS

42080021
 NST2009D Cat 4 E-Stop Relay 24Vac/dc with Delayed
 Outputs

- Safety Category 4 (PLe)
- 2 NO safety outputs + 1 NC signal output
- 2 NO delayed outputs (0 - 600 sec)
- Status-/fault indication via LEDs
- Short circuit monitoring



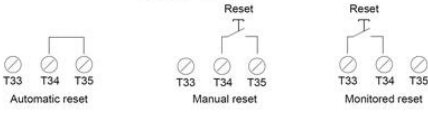
PRODUCT DESCRIPTION

Flexible safety relay with time delayed outputs for the highest safety category.

TECHNICAL DATA

Approvals	CE, cULus
IP class connection	IP20
IP class housing	IP40
Mechanical life expectancy	1 million
PL	e
Safety category	4
Safety outputs NO	4
Signal output NC	1
Supply voltage	24V AC/DC
Temperature operational max	50 °C
Temperature operational min	-25 °C
Tolerance	±10%

RESET TYPES

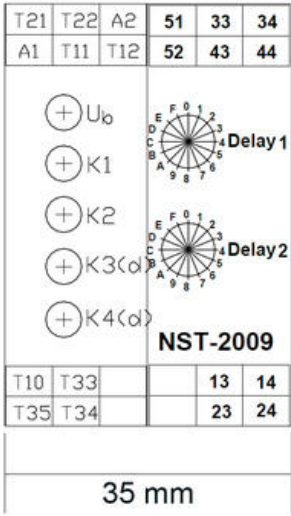


TIME DELAY TABLE - 0 - 600 SEC.

	0	1	2	3	4	5	6	7	8	9	A	B	C	D	E	F
0.05	0.1	0.2	0.3	0.4	0.5	0.6	0.7	0.8	0.9	1	1.1	1.2	1.3	1.4	1.5	
0.25	0.5	1	1.5	2	2.5	3	3.5	4	4.5	5	6	7	8	9	10	
1.5	3	6	9	12	15	18	21	24	27	30	36	42	48	54	60	
15	30	60	90	120	150	180	210	240	270	300	360	420	480	540	600	

STATUS TABLE, LED'S

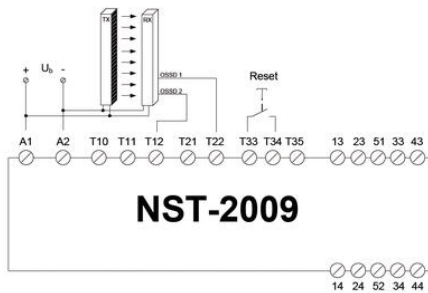
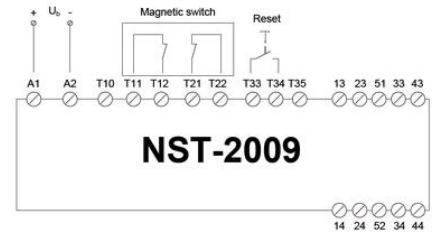
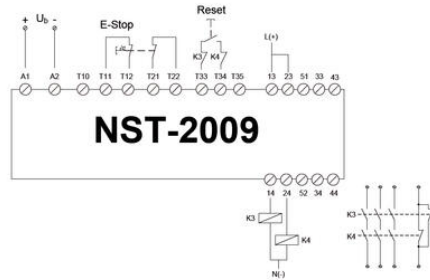
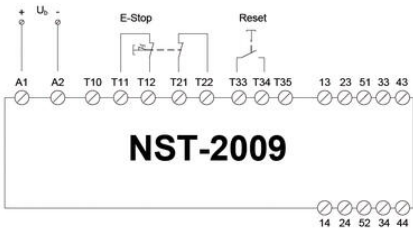
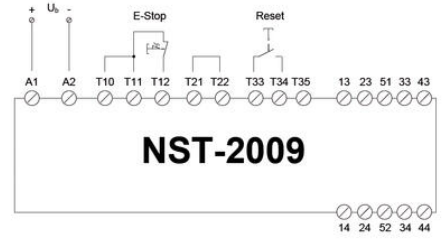
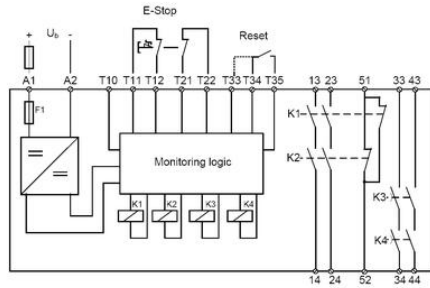
LED U0	LED X1	LED X2	LED X3	LED X4	Interpretation / Possible Fault (depends on which connection example is being used)
ON	OFF	OFF	OFF	OFF	Supply OK
OFF	OFF	OFF	OFF	OFF	Supply not connected or missing / bad connection
ON	Blinking	Blinking	Blinking	Blinking	Monitoring circuit has not detected any faults and the relay is ready for reset
ON	ON	ON	ON	ON	Relay activated
ON	OFF	OFF	ON	ON	Emergency stop activated, time delay still active



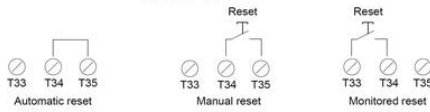
35 mm

Depth 114,50mm

99 mm



RESET TYPES

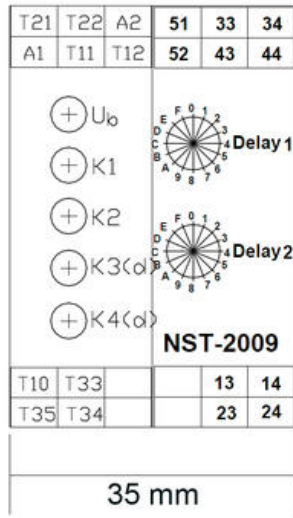


TIME DELAY TABLE - 0 - 600 SEC.

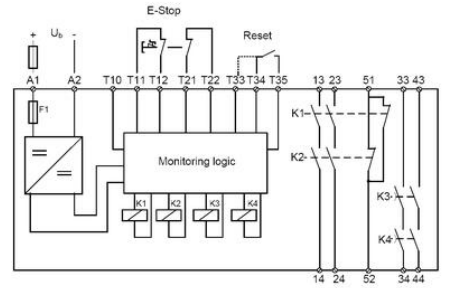
	0	1	2	3	4	5	6	7	8	9	A	B	C	D	E	F
0.05	0.1	0.2	0.3	0.4	0.5	0.6	0.7	0.8	0.9	1	1.1	1.2	1.3	1.4	1.5	
0.25	0.5	1	1.5	2	2.5	3	3.5	4	4.5	5	6	7	8	9	10	
1.5	3	6	9	12	15	18	21	24	27	30	36	42	48	54	60	
15	30	60	90	120	150	180	210	240	270	300	360	420	480	540	600	

STATUS TABLE, LED'S

LED U0	LED X1	LED X2	LED X3	LED X4	Interpretation / Possible Fault (depends on which connection example is being used)
ON	OFF	OFF	OFF	OFF	Supply OK
OFF	OFF	OFF	OFF	OFF	Supply not connected or missing / bad connection
ON	Blinking	Blinking	Blinking	Blinking	Monitoring circuit has not detected any faults and the relay is ready for reset
ON	ON	ON	ON	ON	Relay activated
ON	OFF	OFF	ON	ON	Emergency stop activated, time delay still active



99 mm



Depth 114,50mm

