

IDEM LOCKING SWITCH KL1-P

221308F

KL1-P ½NPT 230v LED2 (lock status) - flat actuator

- Electric release
- 4 key entry positions
- 1 or 2 x LED indicator
- Locking force up to 1400 N
- Compact dimensions 63 mm x 143 mm



PRODUCT DESCRIPTION

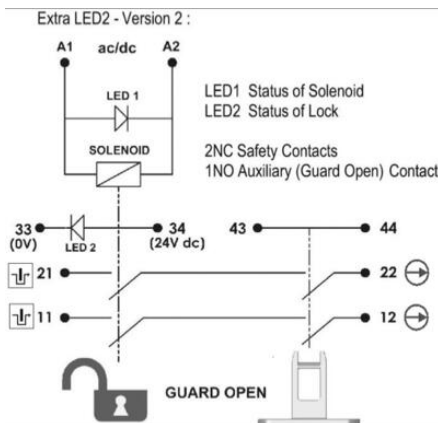
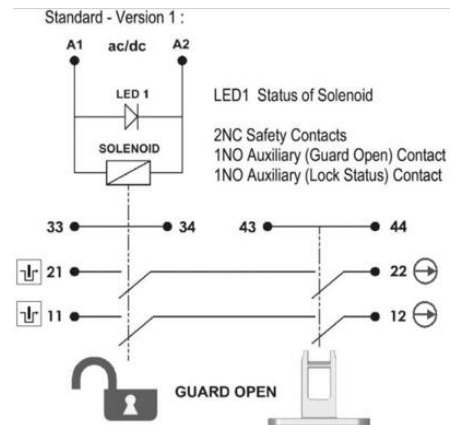
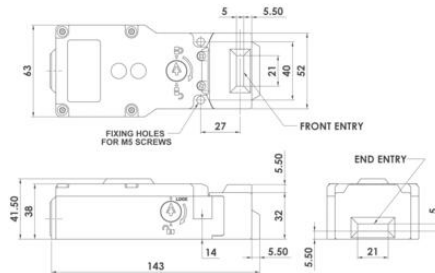

Locking switch with locking LEILOCK KL1-P, made of plastic (polyester), with locking force up to 1400N. The breaker head is made of stainless steel. The switch has 1 or 2 LEDs that show the status of the solenoid and the state of the blockage. It also has a rotatable head, which provides 4 key entry positions for easy and flexible mounting. The KL1-P switch has a standard spacing between the mounting holes - 40 mm.

In the event of a voltage drop, the switch can be opened in an emergency without any special keys. The switch is available in the version: voltage release.


TECHNICAL DATA

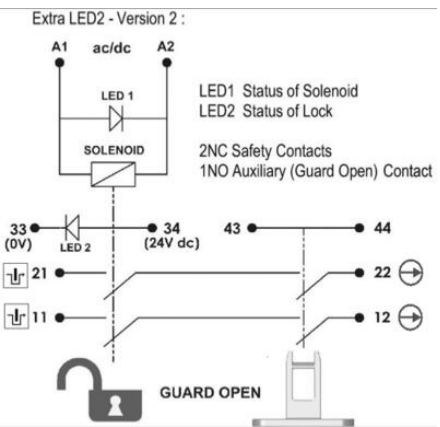
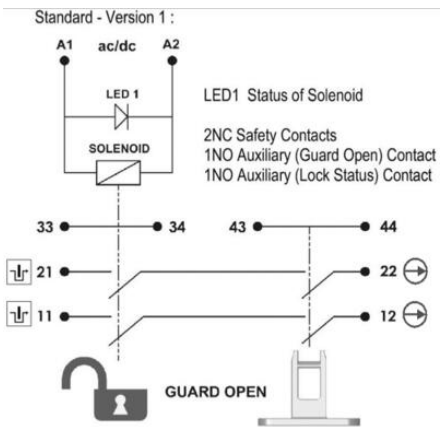
Actuator	Flat
Annual usage	8 cycles per hour/24 hours per day/365 days
Approvals	ISO 13849-1, ISO 14119, EN60204-1, EN62061, EN60947-5-1, UL 508
Conduit entry	1/2" NPT
Contact type	2NC safety contacts 1NO auxiliary contact (guard open)
Contacts	2NC 1NO
Head material	Stainless steel 316
Holding force (F1Max)	1400 N
Housing material	Polyester
IP class	IP67
LED indication	LED2 lock status: closed and locked, LED1 solenoid power
LED supply voltage	24Vdc
Manual operation	Standard manual release lid and side

Maximum approach / withdrawal speed	600 mm/s
Mechanical reliability B10d	2.5 x 10 ⁸ operations at 100mA load
Mounting	2 x M5
MTTFd	356 years
Operating temperature	-25..50°C
PFHd	3.44 x 10 ⁻⁸
PL	e acc. ISO13849-1
Rated insulation voltage	600V ac
SIL	3 acc. EN62061
Solenoid Voltage	230V ac
Thermal current (I _{th})	5 A
Travel for positive opening	10 mm
Utilisation category	AC15, A300, 3 A
Withstand voltage	2500V ac



	6.0	5.0	0mm
11/12	Open		
21/22	Open		
33/34			Open
43/44			Open





6.0 5.0 0mm

11/12	Open	
21/22	Open	
33/34		Open
43/44		Open