

IDEM STAINLESS STEEL IP69K GUARD LOCKING SWITCH KL1-SS

220007A

KL1-SS M20 230v LED only - std actuator

- Solenoid locking
- Provides 4 actuator entry points
- Compact 63mm wide x 143mm long
- 2 lock monitoring safety contacts
- Rotatable head



PRODUCT DESCRIPTION

The KL1-SS Series Guard Locking switches have a rugged Stainless Steel 316 body and have been developed with a holding force of 1600N to keep medium to large guard doors closed until hazards have been removed.

They are designed to cope with the rigorous applications of the Food Processing, Packaging, Pharmaceutical and Petro-Chemical industries.

They have IP69K enclosure protection (maintained by a double seal lid gasket and seals) and can be high pressure hosed with detergent at high temperature.

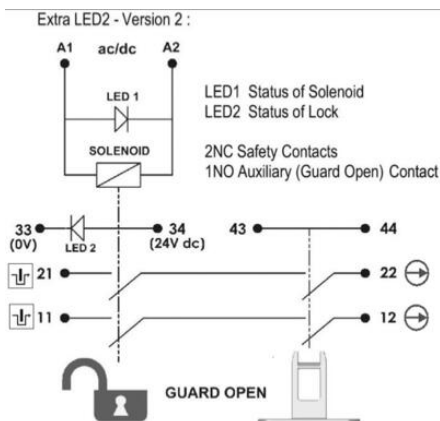
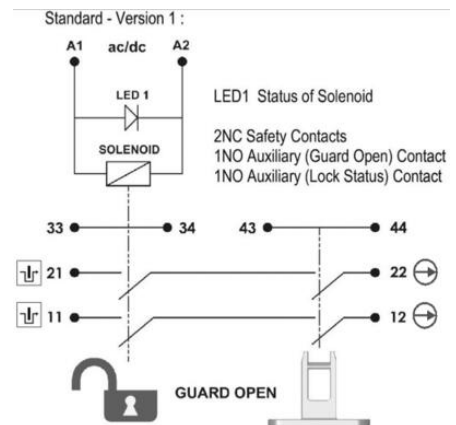
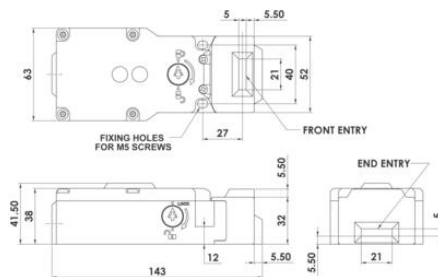

They have a low compact body profile with fixing holes on an industry standard 40mm centre to enable easy fitting to new or existing guards (or where replacement of a non locking tongue switch is required).

The head will rotate to provide up to 4 actuator entry positions.


TECHNICAL DATA

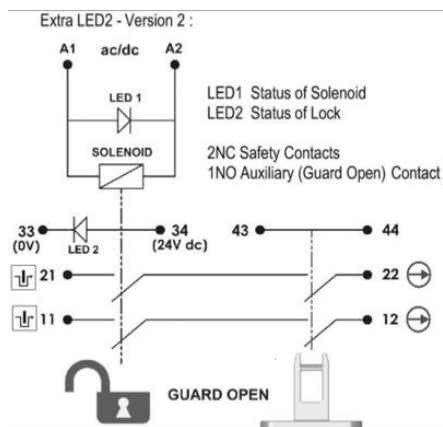
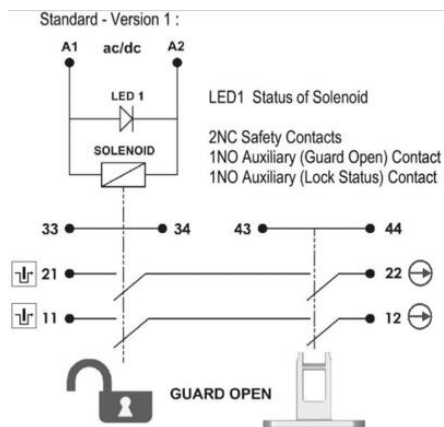
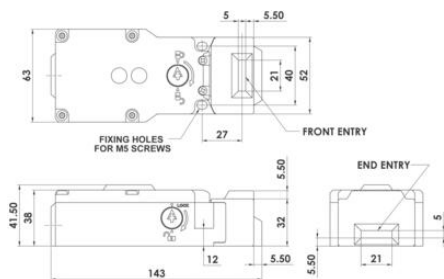
| | |
|------------------------------|--|
| Actuator | Standard |
| Annual usage | 8 cycles per hour/24 hours per day/365 days |
| Approvals | ISO 13849-1, ISO 14119, EN60204-1, EN62061, EN60947-5-1, UL 508 |
| Conduit entry | M20 |
| Contact type | 2NC safety contacts, 1NO auxiliary contact (guard open), 1NO auxiliary contact (lock open) |
| Contacts | 2NC 2NO |
| Head material | Stainless steel 316 |
| Holding force (F1Max) | 2000 N |
| Housing material | Stainless steel 316 |

| | |
|-------------------------------------|--|
| IP class | IP69K, IP67 |
| LED indication | LED1 solenoid power |
| Manual operation | Standard manual release lid and side |
| Maximum approach / withdrawal speed | 600 mm/s |
| Mechanical reliability B10d | 2.5 x 10 ⁶ operations at 100mA load |
| Mounting | 2 x M5 |
| MTTFd | 356 years |
| Operating temperature | -25..50°C |
| PFHd | 3.44 x 10 ⁻⁸ |
| PL | e acc. ISO13849-1 |
| Rated insulation voltage | 600V ac |
| SIL | 3 acc. EN62061 |
| Solenoid Voltage | 230V ac |
| Thermal current (Ith) | 5 A |
| Travel for positive opening | 10 mm |
| Utilisation category | AC15, A300, 3 A |
| Withstand voltage | 2500V ac |



| | 6.0 | 5.0 | 0mm |
|-------|------|-----|------|
| 11/12 | Open | | |
| 21/22 | Open | | |
| 33/34 | | | Open |
| 43/44 | | | Open |





6.0 5.0 0mm

| | | |
|-------|------|------|
| 11/12 | Open | |
| 21/22 | Open | |
| 33/34 | | Open |
| 43/44 | | Open |