

IDEM STAINLESS STEEL IP69K GUARD LOCKING SWITCH KL3-SS-P2L

205021
KL3-SS-P2L- M20 24v



- Power to lock; spring to unlock mechanism
- Slim stainless steel body
- Suitable for applications where immediate unlocking is required
- IP69K enclosure protection
- 8 actuator entry positions



PRODUCT DESCRIPTION

The KL3-SS-P2L Series Guard Locking switches have a slim stainless steel 316 body design and have been developed with a holding force of 2000N to keep large guard doors closed until hazards have been removed.

They are Power to Lock - Spring to Unlock - suitable for applications where immediate unlocking is required at removal or loss of power. They are NOT suitable for machines with a running down time).

The Stainless Steel 316 housing provides a durable robust hold closed. Flexible actuators are available to aid where some alignment is a problem.

IP69K enclosure protection is maintained by a double seal lid gasket design and metal fixings.

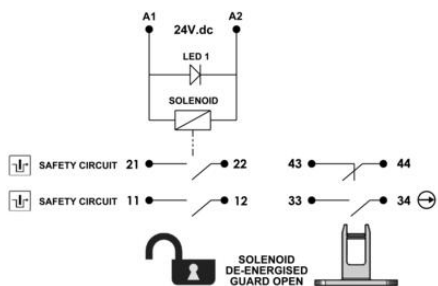
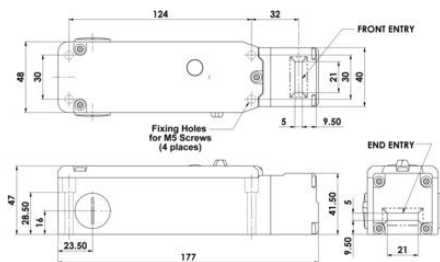

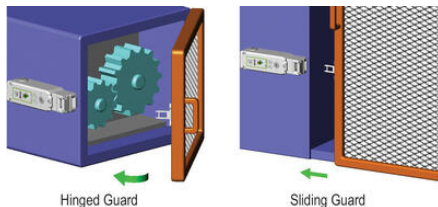

They have a slim profile and are designed to fit on 50mm (2") frame sections or to applications where space is restricted.

The head will rotate to provide up to 8 actuator entry positions.

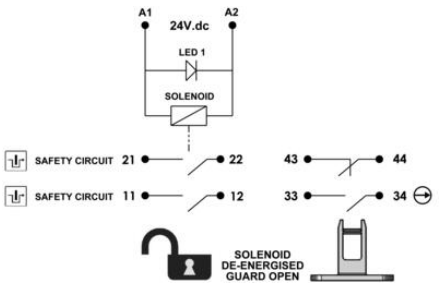
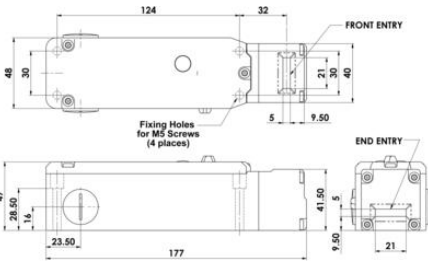


TECHNICAL DATA

Actuator	Not included
Annual usage	8 cycles per hour/24 hours per day/365 days
Approvals	ISO 13849-1, ISO 14119, EN60204-1, EN62061, EN60947-5-1, UL 508
Conduit entry	M20
Contact type	2NC safety circuits, 1NC 1NO auxiliary circuits - actuator/door status
Contacts	3NC 1NO
Head material	Stainless steel 316
Holding force (F1Max)	3000 N
Housing material	Stainless steel 316

IP class	IP69K
Manual operation	Manual release lid only
Maximum approach / withdrawal speed	600 mm/s
Mechanical reliability B10d	2.5 x 10 ⁶ operations at 100mA load
Mounting	4 x M5
MTTFd	356 years
Operating temperature	-25..40°C
PFHd	3.44 x 10 ⁻⁸
PL	e acc. ISO13849-1
Rated insulation voltage	600V ac
SIL	3 acc. EN62061
Solenoid Voltage	24V dc
Thermal current (Ith)	5 A
Travel for positive opening	10 mm
Utilisation category	AC15, A300, 3 A
Withstand voltage	2500V ac



	6.0	5.0	0mm
11/12	Open	Solenoid Energised	
21/22	Open	Solenoid Energised	
33/34	Open	Tongue Inserted	
43/44		Open	Tongue Inserted



	6.0	5.0	0mm
11/12	Open	Solenoid Energised	
21/22	Open	Solenoid Energised	
33/34	Open	Tongue Inserted	
43/44		Open	Tongue Inserted