

## IDEM KLM LOCKING SWITCH

202406-SS

KLM QC M23 12way 110v (lid release) SS head

- Electric release
- 8 key entry positions
- 2 x LED indicator
- Locking force up to 2000 N
- Completely metal



### PRODUCT DESCRIPTION

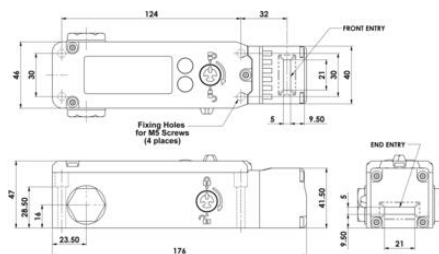

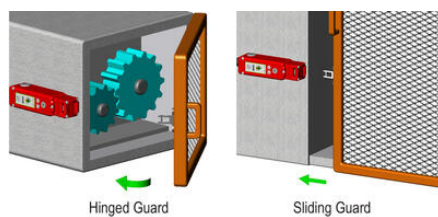
Locking switch with locking system SAMLOCK KLM, made of cast metal, with locking force up to 2000N. The switch is completely metal and, as an option, is also available with a head made of stainless steel. The switch has 2 LEDs that show the status of the solenoid and the state of the blockage. It also has a rotatable head, which provides 8 key entry positions for easy and flexible mounting. The KLM switch has a standard distance between the fixing holes - 30 mm.

In the event of a voltage drop, the switch can be opened in an emergency without any special keys. The switch is available in the version: voltage release.

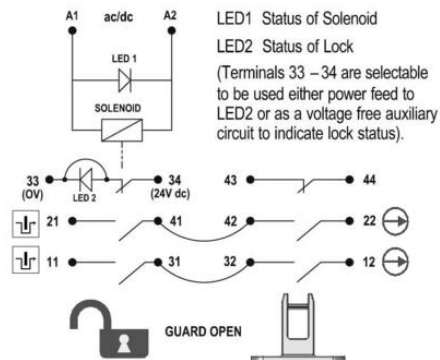
### TECHNICAL DATA

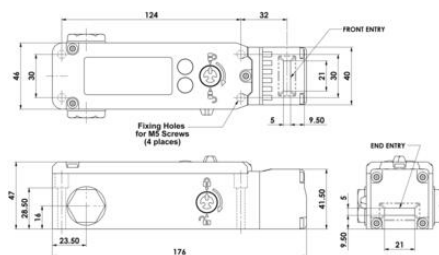

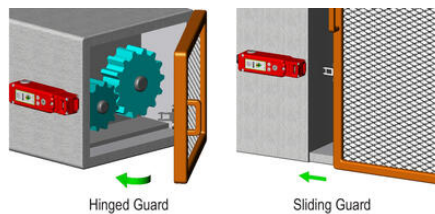
Actuator	Not included
Annual usage	8 cycles per hour/24 hours per day/365 days
Approvals	ISO 13849-1, ISO 14119, EN60204-1, EN62061, EN60947-5-1, UL 508
Conduit entry	M23 12 Pole
Contact type	4NC safety circuits: 2 solenoid/lock, 2 actuator/guard, 1NO auxiliary circuit: for indication of actuator status (guard open), 1NO auxiliary circuit: for lock status (selectable with LED2)
Contacts	4NC 2NO
Head material	Stainless steel 316
Holding force (F1Max)	3000 N
Housing material	Die cast metal
IP class	IP67
LED supply voltage	24Vdc
Manual operation	Manual release lid only

Maximum approach / withdrawal speed	600 mm/s
Mechanical reliability B10d	2.5 x 10 <sup>6</sup> operations at 100mA load
Mounting	4 x M5
MTTFd	356 years
Operating temperature	-25..50°C
PFHd	3.44 x 10 <sup>-8</sup>
PL	e acc. ISO13849-1
Rated insulation voltage	600V ac
SIL	3 acc. EN62061
Solenoid Voltage	110V ac
Thermal current (Ith)	5 A
Travel for positive opening	10 mm
Utilisation category	AC15, A300, 3 A
Withstand voltage	2500V ac



	6.0	5.0	0mm
11/12	Open		
21/22	Open		
33/34			Open
43/44			Open





	6.0	5.0	0mm
11/12	Open		
21/22	Open		
33/34			Open
43/44			Open

