

IDEM KLM LOCKING SWITCH

202404A-SS

KLM M20 110v (lid release) SS head - std actuator

- Electric release
- 8 key entry positions
- 2 x LED indicator
- Locking force up to 2000 N
- Completely metal



PRODUCT DESCRIPTION

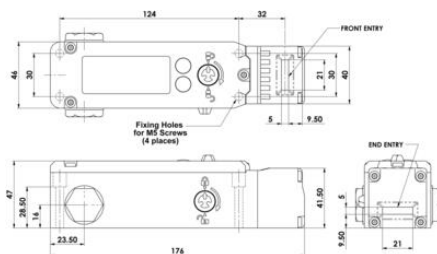

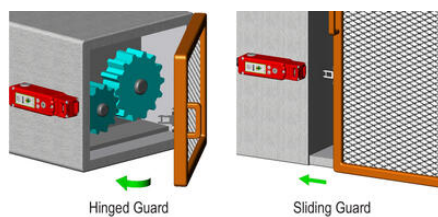
Locking switch with locking system SAMLOCK KLM, made of cast metal, with locking force up to 2000N. The switch is completely metal and, as an option, is also available with a head made of stainless steel. The switch has 2 LEDs that show the status of the solenoid and the state of the blockage. It also has a rotatable head, which provides 8 key entry positions for easy and flexible mounting. The KLM switch has a standard distance between the fixing holes - 30 mm.

In the event of a voltage drop, the switch can be opened in an emergency without any special keys. The switch is available in the version: voltage release.

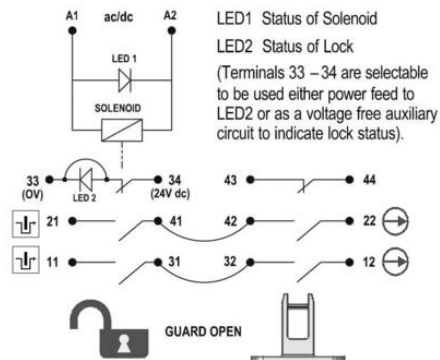
TECHNICAL DATA

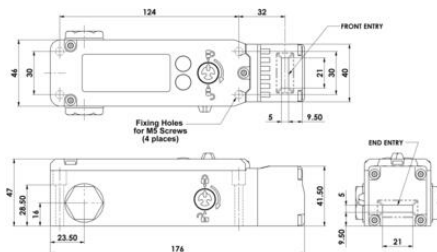

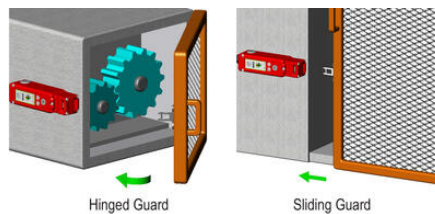
| | |
|-----------------------|--|
| Actuator | Standard |
| Annual usage | 8 cycles per hour/24 hours per day/365 days |
| Approvals | ISO 13849-1, ISO 14119, EN60204-1, EN62061, EN60947-5-1, UL 508 |
| Conduit entry | M20 |
| Contact type | 4NC safety circuits: 2 solenoid/lock, 2 actuator/guard, 1NO auxiliary circuit: for indication of actuator status (guard open), 1NO auxiliary circuit: for lock status (selectable with LED2) |
| Contacts | 4NC 2NO |
| Head material | Stainless steel 316 |
| Holding force (F1Max) | 3000 N |
| Housing material | Die cast metal |
| IP class | IP67 |
| LED supply voltage | 24Vdc |
| Manual operation | Manual release lid only |

| | |
|-------------------------------------|--|
| Maximum approach / withdrawal speed | 600 mm/s |
| Mechanical reliability B10d | 2.5 x 10 ⁶ operations at 100mA load |
| Mounting | 4 x M5 |
| MTTFd | 356 years |
| Operating temperature | -25..50°C |
| PFHd | 3.44 x 10 ⁻⁸ |
| PL | e acc. ISO13849-1 |
| Rated insulation voltage | 600V ac |
| SIL | 3 acc. EN62061 |
| Solenoid Voltage | 110V ac |
| Thermal current (Ith) | 5 A |
| Travel for positive opening | 10 mm |
| Utilisation category | AC15, A300, 3 A |
| Withstand voltage | 2500V ac |



| | 6.0 | 5.0 | 0mm |
|-------|------|-----|------|
| 11/12 | Open | | |
| 21/22 | Open | | |
| 33/34 | | | Open |
| 43/44 | | | Open |





| | 6.0 | 5.0 | 0mm |
|-------|------|-----|------|
| 11/12 | Open | | |
| 21/22 | Open | | |
| 33/34 | | | Open |
| 43/44 | | | Open |

