



IDEM KLM-P2L LOCKING SWITCH

202028

KLM-P2L 1/2"NPT 230V

- Electric locking
- 8 key entry positions
- LED indicator
- Locking force up to 2000 N
- Completely metal



PRODUCT DESCRIPTION

Locking switch with locking system SAMOCK-KLM-P2L, made of cast metal, with locking force up to 2000N. The switch is completely metal and, as an option, is also available with a head made of stainless steel. The switch has 1 LED, which shows the status of the solenoid. It also has a rotatable head, which provides 8 key entry positions for easy and flexible mounting.

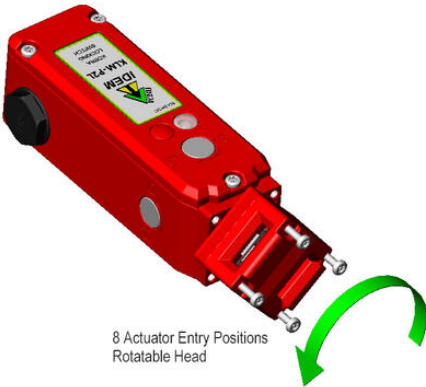
The KLM-P2L breaker has a standard distance between the fixing holes - 30 mm.

The switch is available in the version: voltage locking.

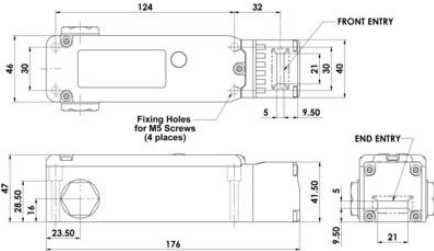
TECHNICAL DATA


Actuator	Not included
Annual usage	8 cycles per hour/24 hours per day/365 days
Approvals	ISO 13849-1, ISO 14119, EN60204-1, EN62061, EN60947-5-1, UL 508
Conduit entry	1/2" NPT
Contact type	2NC safety circuits, 1NC 1NO auxiliary circuits - actuator/door status
Contacts	3NC 1NO
Head material	Die cast metal
Holding force (F1Max)	3000 N
Housing material	Die cast metal
IP class	IP67
LED indication	LED status of solenoid power
Maximum approach / withdrawal speed	600 mm/s
Mechanical reliability B10d	2.5 x 10 ⁶ operations at 100mA load

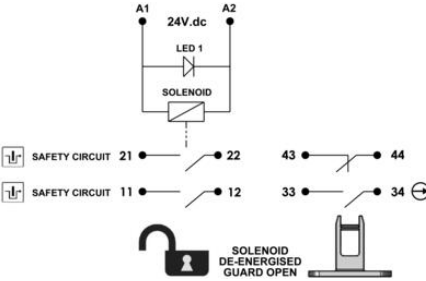
Mounting	4 x M5
MTTFd	356 years
Operating temperature	-25..40°C
PFHd	3.44×10^{-8}
PL	e acc. ISO13849-1
Rated insulation voltage	600V ac
SIL	3 acc. EN62061
Solenoid Voltage	230V ac
Thermal current (Ith)	5 A
Travel for positive opening	10 mm
Utilisation category	AC15, A300, 3 A
Withstand voltage	2500V ac



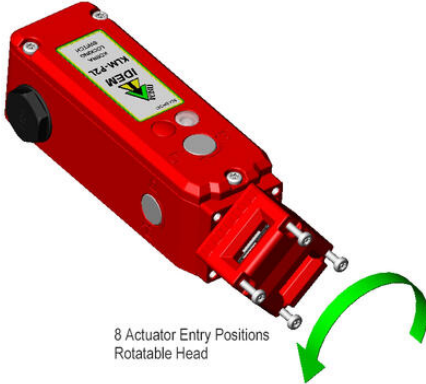
8 Actuator Entry Positions
Rotatable Head



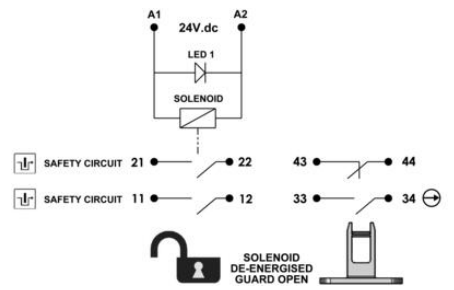




	6.0	5.0	0mm
11/12	Open	Solenoid Energised	
21/22	Open	Solenoid Energised	
33/34	Open	Tongue Inserted	
43/44		Open	Tongue Inserted



8 Actuator Entry Positions
Rotatable Head



		6.0	5.0		0mm
11/12	Open	Solenoid Energised			
21/22	Open	Solenoid Energised			
33/34	Open	Tongue Inserted			
43/44		Open	Tongue Inserted		