



## IDEM KLM-P2L LOCKING SWITCH

202026HFH

KLM-P2L QC 110V - HFH actuator

- Electric locking
- 8 key entry positions
- LED indicator
- Locking force up to 2000 N
- Completely metal



### PRODUCT DESCRIPTION

Locking switch with locking system SAMOCK-KLM-P2L, made of cast metal, with locking force up to 2000N. The switch is completely metal and, as an option, is also available with a head made of stainless steel. The switch has 1 LED, which shows the status of the solenoid. It also has a rotatable head, which provides 8 key entry positions for easy and flexible mounting.

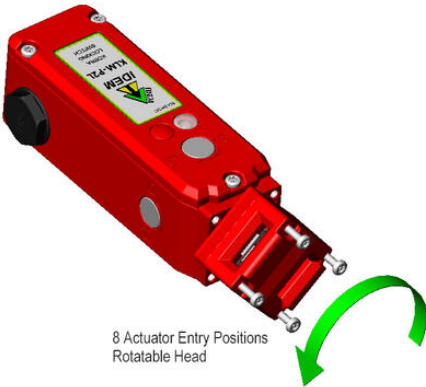
The KLM-P2L breaker has a standard distance between the fixing holes - 30 mm.

The switch is available in the version: voltage locking.

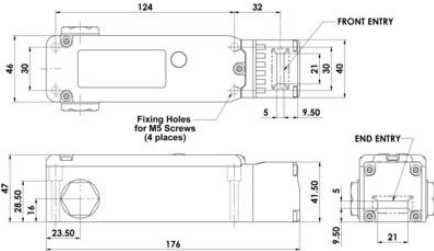
### TECHNICAL DATA

Actuator	Heavy duty s/steel
Annual usage	8 cycles per hour/24 hours per day/365 days
Approvals	ISO 13849-1, ISO 14119, EN60204-1, EN62061, EN60947-5-1, UL 508
Conduit entry	M23 12 Pole
Contact type	2NC safety circuits, 1NC 1NO auxiliary circuits - actuator/door status
Contacts	3NC 1NO
Head material	Die cast metal
Holding force (F1Max)	3000 N
Housing material	Die cast metal
IP class	IP67
LED indication	LED status of solenoid power
Maximum approach / withdrawal speed	600 mm/s
Mechanical reliability B10d	2.5 x 10 <sup>6</sup> operations at 100mA load


Mounting	4 x M5
MTTFd	356 years
Operating temperature	-25..40°C
PFHd	$3.44 \times 10^{-8}$
PL	e acc. ISO13849-1
Rated insulation voltage	600V ac
SIL	3 acc. EN62061
Solenoid Voltage	110V ac
Thermal current (Ith)	5 A
Travel for positive opening	10 mm
Utilisation category	AC15, A300, 3 A
Withstand voltage	2500V ac



8 Actuator Entry Positions  
Rotatable Head



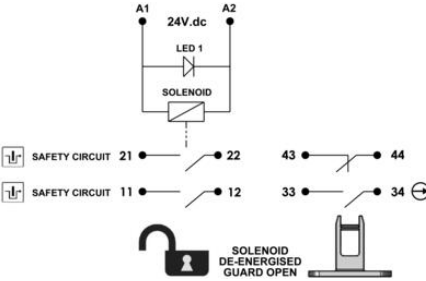
Standard



FRONT ENTRY

Fixing Holes for M5 Screws (6 places)

END ENTRY



A1 24V.d.c A2

LED 1

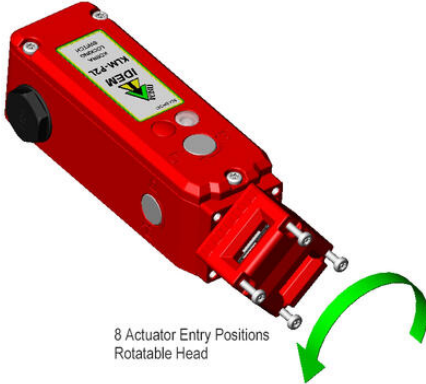
SOLENOID

SAFETY CIRCUIT 21 22 43 44

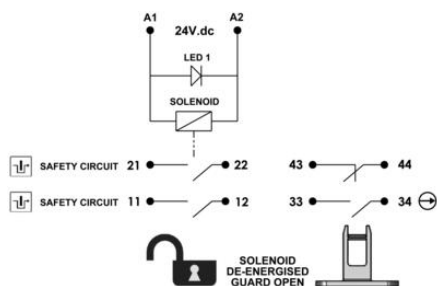
SAFETY CIRCUIT 11 12 33 34

SOLENOID DE-ENERGISED  
GUARD OPEN

	6.0	5.0	0mm
11/12	Open	Solenoid Energised	
21/22	Open	Solenoid Energised	
33/34	Open	Tongue Inserted	
43/44		Open	Tongue Inserted



8 Actuator Entry Positions  
Rotatable Head



		6.0	5.0	0mm
11/12	Open	Solenoid Energised		
21/22	Open	Solenoid Energised		
33/34	Open	Tongue Inserted		
43/44		Open	Tongue Inserted	