

IDEM KLP LOCKING SWITCH

201302

KLP 1/2NPT 24v (no release)

- Electric release
- 8 key entry positions
- 2 x LED indicator
- Locking force up to 1800 N
- Slim housing 46 mm x 160 mm



PRODUCT DESCRIPTION

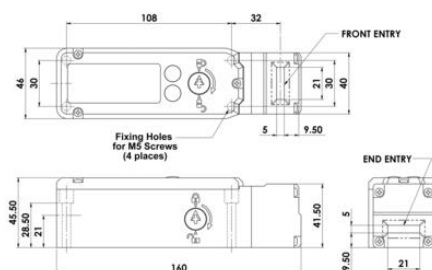



Locking switch with locking SEZYLOCK KLP, made of plastic (polyester), with locking force up to 1800N. The breaker head is made of stainless steel. The switch has 2 LEDs that show the status of the solenoid and the state of the blockage. It also has a rotatable head, which provides 8 key entry positions for easy and flexible mounting. The KLP switch has a standard distance between the fixing holes - 30 mm.

In the event of a voltage drop, the switch can be opened in an emergency without any special keys. The switch is available in the version: voltage release.

TECHNICAL DATA

Actuator	Not included
Annual usage	8 cycles per hour/24 hours per day/365 days
Approvals	ISO 13849-1, ISO 14119, EN60204-1, EN62061, EN60947-5-1, UL 508
Conduit entry	1/2" NPT
Contact type	2NC safety circuits: solenoid/lock and actuator/guard wired in series, 1NO auxiliary circuit: for indication of actuator status, 1NO auxiliary circuit: for lock status (selectable with LED2)
Contacts	2NC 2NO
Head material	Stainless steel 316
Holding force (F1Max)	2000 N
Housing material	Polyester
IP class	IP67
LED indication	LED1 status of solenoid, LED2 status of lock
LED supply voltage	24Vdc

Manual operation	No manual release fitted (blanked)
Maximum approach / withdrawal speed	600 mm/s
Mechanical reliability B10d	2.5 x 10 ⁶ operations at 100mA load
Mounting	4 x M5
MTTFd	356 years
Operating temperature	-25..50°C
PFHd	3.44 x 10 ⁻⁸
PL	e acc. ISO13849-1
Rated insulation voltage	600V ac
SIL	3 acc. EN62061
Solenoid Voltage	24V ac/dc
Thermal current (Ith)	5 A
Travel for positive opening	10 mm
Utilisation category	AC15, A300, 3 A
Withstand voltage	2500V ac





11/12	Open	
21/22	Open	
33/34		Open
43/44		Open



11/12	Open	
21/22	Open	
33/34		Open
43/44		Open