



## IDEM KLP LOCKING SWITCH

201005F

KLP 1/2NPT 110v (std release) - flat actuator

- Electric release
- 8 key entry positions
- 2 x LED indicator
- Locking force up to 1800 N
- Slim housing 46 mm x 160 mm



### PRODUCT DESCRIPTION

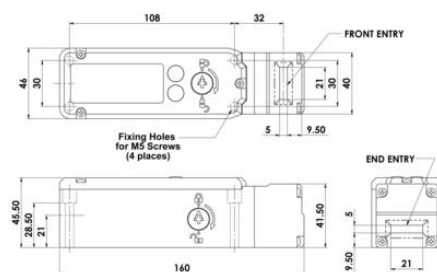



Locking switch with locking SEZYLOCK KLP, made of plastic (polyester), with locking force up to 1800N. The breaker head is made of stainless steel. The switch has 2 LEDs that show the status of the solenoid and the state of the blockage. It also has a rotatable head, which provides 8 key entry positions for easy and flexible mounting. The KLP switch has a standard distance between the fixing holes - 30 mm.

In the event of a voltage drop, the switch can be opened in an emergency without any special keys. The switch is available in the version: voltage release.

### TECHNICAL DATA

Actuator	Flat
Annual usage	8 cycles per hour/24 hours per day/365 days
Approvals	ISO 13849-1, ISO 14119, EN60204-1, EN62061, EN60947-5-1, UL 508
Conduit entry	1/2" NPT
Contact type	2NC safety circuits: solenoid/lock and actuator/guard wired in series, 1NO auxiliary circuit: for indication of actuator status, 1NO auxiliary circuit: for lock status (selectable with LED2)
Contacts	2NC 2NO
Head material	Stainless steel 316
Holding force (F1Max)	2000 N
Housing material	Polyester
IP class	IP67
LED indication	LED1 status of solenoid, LED2 status of lock
LED supply voltage	24Vdc

<b>Manual operation</b>	Standard manual release lid and side
<b>Maximum approach / withdrawal speed</b>	600 mm/s
<b>Mechanical reliability B10d</b>	2.5 x 10 <sup>6</sup> operations at 100mA load
<b>Mounting</b>	4 x M5
<b>MTTFd</b>	356 years
<b>Operating temperature</b>	-25..50°C
<b>PFHd</b>	3.44 x 10 <sup>-8</sup>
<b>PL</b>	e acc. ISO13849-1
<b>Rated insulation voltage</b>	600V ac
<b>SIL</b>	3 acc. EN62061
<b>Solenoid Voltage</b>	110V ac
<b>Thermal current (Ith)</b>	5 A
<b>Travel for positive opening</b>	10 mm
<b>Utilisation category</b>	AC15, A300, 3 A
<b>Withstand voltage</b>	2500V ac





11/12	Open	
21/22	Open	
33/34		Open
43/44		Open



11/12	Open	
21/22	Open	
33/34		Open
43/44		Open