

DATALOGIC DS2100N LASER SCANNER

Industrial Laser Scanner

DS2100N-1310

Standard resolution, Ethernet, Raster, Standard performance

- Maximum Resolution Up To 0.12mm
- Scan rate 500 to 1000 Scans/sec
- Multilabel Reading
- Advanced Code Reconstruction



PRODUCT DESCRIPTION

DS2100N has been developed for ease of use, while at the same time offering outstanding read performance. DS2100N is equipped with the innovative X-PRESS™ interface which facilitates installation and maintenance. Together with the high-performance optics and built-in code reconstruction, ACB™, high read capacity is guaranteed.

X-PRESS™ Datalogic's innovative X-PRESS™ interface is designed to simplify and facilitate installation and maintenance. Status and diagnostic information are displayed clearly on the reader by means of 5 LEDs. The multifunction button on the reader allows easy calibration of settings such as read range, read distance and code learning.

ACB™ (Advanced Code Builder)

Advanced Code Builder permits reading of damaged codes by linking together two parts of a code. ACB™ is effective when you want to read low-height codes, damaged codes and poorly printed codes.

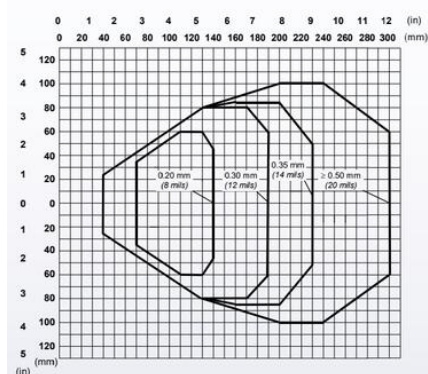
Genius™

Windows-based configuration program which offers a simple way of installing the reader and using functions such as remote control, software update or diagnostic control.

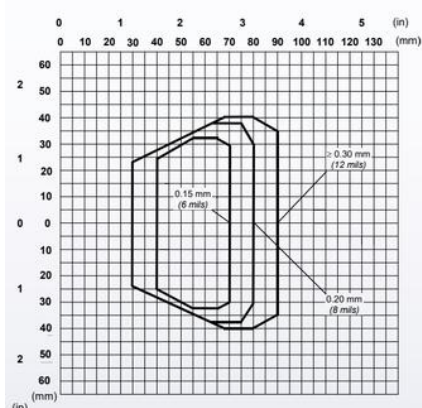
TECHNICAL DATA

1D Code types	Code 2/5, Code 39, Code 93, Code 128, EAN128, Codabar, Pharmacode, Plessey, ISBT128, UPC/EAN
Digital inputs	2
Digital outputs	2
Dimension (mm)	104 x 69 x 38
Distance max	300 mm
Distance min	50 mm

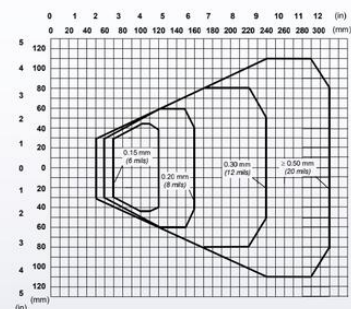
Integrated communication interface	EtherNet/IP, Ethernet TCP/IP, RS232/RS422/RS485, Aux RS232, ID-NET RS485
IP class	IP65
Material of body	Aluminium
Multi label reading	Yes
Optics	Raster
Power consumption	4 W
Programming options	X-PRESS™ Human-machine interface, Genius™ (windows based) SW
Read speed	1000
Readable code types	1D / Linear Codes
Resolution	0.12mm
Supply voltage	10-30 V DC
Temperature operational max	45 °C
Temperature operational min	0 °C
Weight	281 g



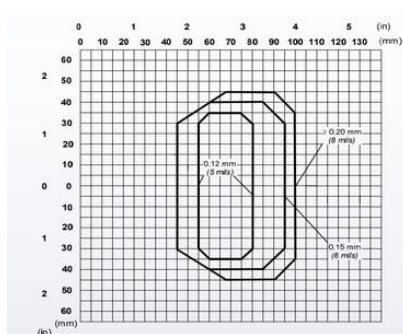
DS2100N-1X00 (Std Res)



DS2100N-2X00 (High Res)



DS2100N-1X04 High Performance (Std Res)



DS2100N-2X04 High Performance (High Res)

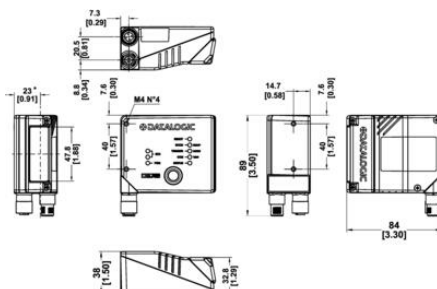


Figure 97 - M12 D-Coded 4-pin Female Profinet-ID Network Connector

On-Board Ethernet Network Connector Pinout		
Pin	Name	Function
1	TX +	Transmitted data (+)
2	RX +	Received data (+)
3	TX -	Transmitted data (-)
4	RX -	Received data (-)

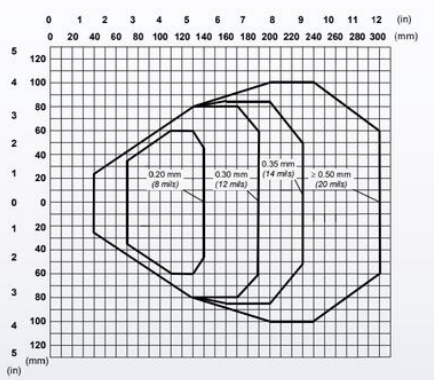
POWER



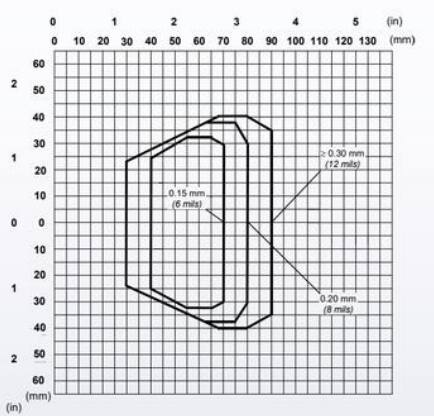
Figure 96 - M12 A-Coded 5-pin Male Power Connector

Power Connector Pinout		
Pin	Name	Function
1	Vdc	Power supply input voltage +
2	NC	Not Connected
3	GND	Power supply input voltage -
4	NC	Not Connected
5	NC	Not Connected

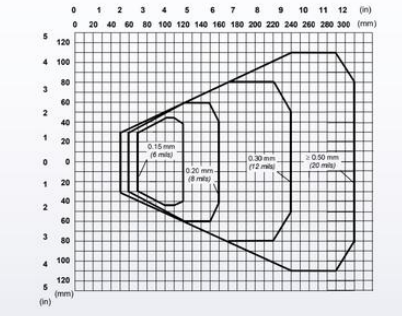
The CS-A1-02 or AS-I accessory power cables can be used to connect to the power source.



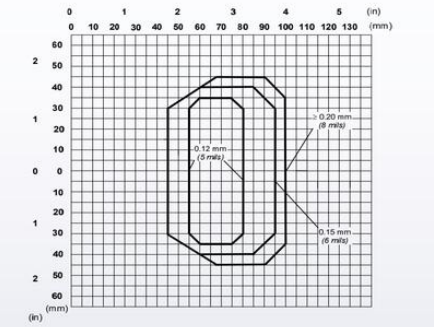
DS2100N-1X00 (Std Res)



DS2100N-2X00 (High Res)



DS2100N-1X04 High Performance (Std Res)



DS2100N-2X04 High Performance (High Res)



Figure 97 - M12 D-Coded 4-pin Female Profinet-IO Network Connector

On-Board Ethernet Network Connector Pinout		
Pin	Name	Function
1	TX +	Transmitted data (+)
2	RX +	Received data (+)
3	TX -	Transmitted data (-)
4	RX -	Received data (-)

POWER



Figure 98 - M12 A-Coded 5-pin Male Power Connector

Power Connector Pinout		
Pin	Name	Function
1	Vdc	Power supply input voltage +
2	NC	Not Connected
3	GND	Power supply input voltage -
4	NC	Not Connected
5	NC	Not Connected

The CS-A1-02 or AS-I accessory power cables can be used to connect to the power source.