

CROUZET - GNR+ SERIES SOLID STATE RELAY

DIN Rail - AC Output Single Phase

GNR30DCZP
 SSR 30A 24-500 VAC Out 4-32 VDC In ZC

- Zero cross switching
- Output current 30 - 45 Amps
- Built-in overvoltage protection
- LED input status indicator



PRODUCT DESCRIPTION

TECHNICAL DATA

OVERVIEW

Output current	30 A
Output voltage	24-500V ac
Control voltage	4-32V dc
Mounting	DIN rail
Type of control	Zero voltage turn on

OUTPUT SPECIFICATION

Output voltage	24-500V ac
Maximum Load Current	30 A rms
Minimum Load Current	5 mA rms
Transient Voltage	1200 V pk
Maximum off-state leakage current	1 mA rms
1 Second surge current	165
Maximum 1 cycle surge current	530/_ (min) 580 (typ)
Maximum on-state voltage drop	1.08V pk
Thermal resistance junction to case	0.55 °C/W
Maximum 1/2 Cycle I ² t for fusing (A ² sec)	1680

Number of poles	1
-----------------	---

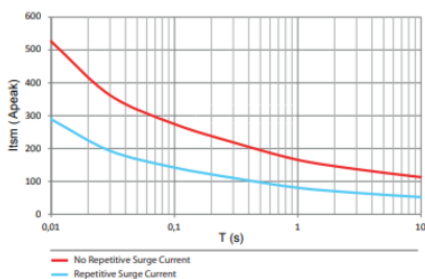
INPUT SPECIFICATION

Control voltage	4-32V dc
Maximum reverse voltage	-32V dc
Minimum turn-on voltage	3.5V dc
Must turn-off voltage	2V dc
Input current min	10 mA
Input Current Max	14 mA
Maximum turn-on time (ms)	1/2 Cycle
Maximum turn-off time (ms)	1/2 Cycle

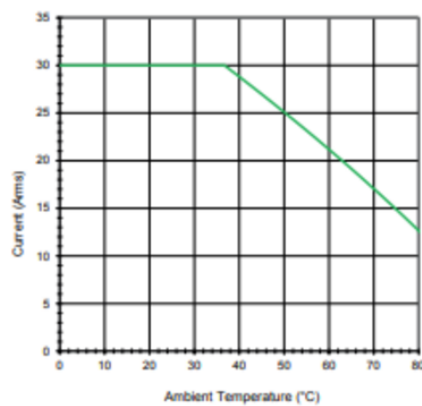
GENERAL SPECIFICATION

Dielectric strength input to output (50/60Hz)	4000 V rms
Ambient operating temperature	-40 ... +80°C
Ambient storage temperature	-40 ... +100°C
Weight	250 g
Height	90 mm
Width	22.5 mm
Depth	98 mm
Housing material	UL94 V-0
Material base	Aluminium
LED input status indicator	Yellow
Approvals	CE, cRUus, VDE

GNR+ - 30 A



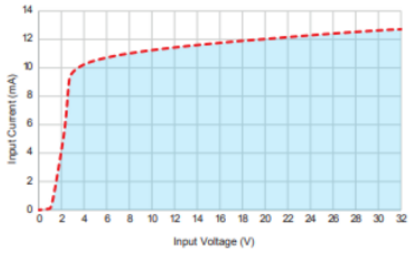
GNR+ - 30 A



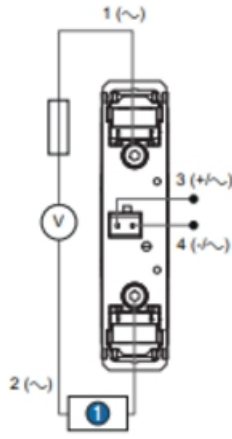
GNR+ series 4-32 V_{DC} control



Input current vs Input Voltage
Standard Regulated AC inputs



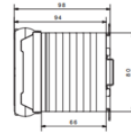
GNR+



GNR+

① Load

GNR+ 22.5 mm front view



GNR+ 22.5 mm side view

