OEM Automatic Ltd
Address: Whiteacres, Whetstone Leicester, LE8 6ZG
0116 284 9900 | Orders@oem.co.uk | www.oem.co.uk

SWITCH DISCONNECTOR 25A

Rated Thermal Current Ith 25A

0172001
Switch Disconnector 3 Pole 25A + Handle



- 3 pole switch body
- Front & rear mount
- Neutral & additional poles
- Handle & clutch drive options
- Enclosure mount options

PRODUCT DESCRIPTION

Switch disconnector range with patented design reversible terminals to allow front or rear mount.
Can be used to safely switch and isolate up to 690V thanks to a wider contact air gap of 7mm.

All switch body options have 3 poles with reversible terminals.
Up to 4 neutral poles / additional poles can be snapped on to a switch body (2 each side).
Up to 2 N/C+N/O auxillary blocks / early break auxillary blocks can be snapped on to a switch body (1 each side).
The maximum per switch body is 2 each side and the auxillary contacts must be on the outside.

For rear mount the switch body simply snaps onto DIN rail. Note the reversible terminals need to be pushed up before clipping onto the DIN rail and then pushed back down to lock into place and reveal the terminal screw heads.
There are 3 clutch drive kits to accomodate different panel depths and the door interlock shroud ensures the panel door can only be opened in the OFF position.

For front mount various handle options are available that are either fixed by screw or ø22mm one-hole mounted.
All screw terminals are finger proof to IPxxB but additional terminal covers can be added if required.
Gasket kits are available to increase front of panel protection from IP40 to IP65.

TECHNICAL DATA

Approvals	CB, cUL, UL
Breaking capacity current	25 A
Colour	Red/yellow
Connection solid wire max	10 mm²
Connection stranded wire with ferrule max	6 mm²
Connection stranded wire with ferrule min	0.75 mm²
Conventional enclosed thermal current Ithe	20 A
Conventional free air thermal current Ith	25 A
Mechanical life AC20 (million)	0.1

Mounting	Screw on, TS 35
Number of poles	3
Protection rating front of panel	IP40
Protection rating rear of panel	IPxxB
Rated break capacity (Aeff/400V)	330 A
Rated impulse withstand voltage Uimp (Overvoltage cat III - Pollution 3)	6 kV
Rated insulation voltage Ui	690 V
Rated make capacity (Aeff/400V)	710 A
Rated operating current Ie (AC15/230V)	6 A
Rated operating current Ie (AC15/400V)	4 A
Rated operating current Ie (AC21A/22A)	25 A
Rated operating power (AC23A/3x230V)	5.5 kW
Rated operating power (AC23A/3x400V)	7.5 kW
Rated operating power (AC23A/3x500V)	7.5 kW
Rated operating power (AC23A/3x690V)	7.5 kW
Rated operating power (AC3/3x230V)	4 kW
Rated operating power (AC3/3x400V)	5.5 kW
Rated operating power (AC3/3x500V)	5.5 kW
Rated operating power (AC3/3x690V)	5.5 kW
Rated short circuit make capacity Icm (kA peak/400V)	1 kA
Rated short term withstand current Icw (Aeff/400V/1 s)	350 A
Rated uninterrupted current Iu	25 A
Short circuit current (kAeff/400 V)	10 kA
Short circuit current with fuse gl/gG (A)	25 A
Standards	CSA 22.2, IEC 60947-3 , UL 508
Storage temperature max	70 °C
Storage temperature min	-30 °C
Temperature operational max	70 °C
Temperature operational min	-30 °C
Type	Switch and handle

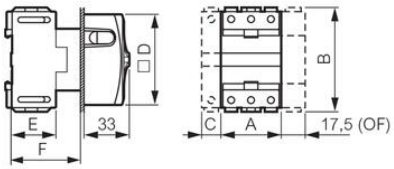

Dimensions

A: 44
B: 75.4
C: 14.5
D: □66
E: 36
F: 50

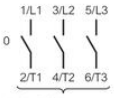

Switch disconnector

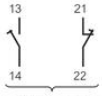

Auxiliary contacts

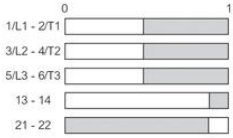

1:1

25/32A

