

## IDEM ROPE PULL SWITCH GLHL-SS & GLHR-SS STAINLESS STEEL

145005A  
 GLHL-SS M20 '4NC 2NO' E Stop & LED 24V

- Up to 100 m per switch
- 4 NC contacts + 2 NO contacts
- Dual colour LED
- Integrated emergency stop button
- ATEX Version available



### PRODUCT DESCRIPTION

The GLHR/L-SS is a robust heavy duty safety rope pull switch and is designed to protect long conveyor lengths up to 125m (2 switches) or up to 100m using a single switch.

The stainless steel 316 housings are designed specifically to withstand the tough environments found in the food and pharmaceutical industries.

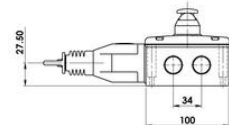
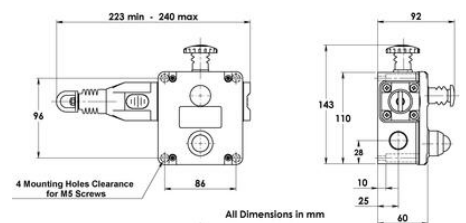
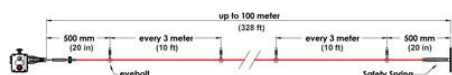
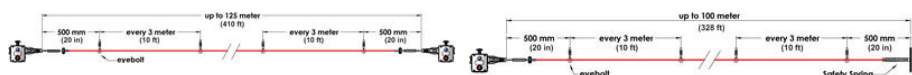
They will survive chemical and detergent washdown by providing all stainless steel parts and robust IP67 and IP69K sealing by using integral bellows and gaskets.

They can be used to complement the GLHD-SS (dual head) versions at each end of the rope.

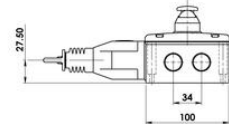
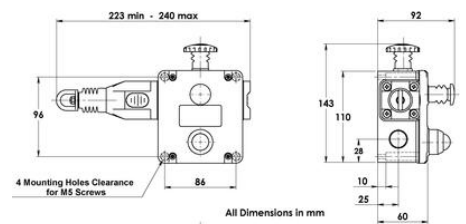
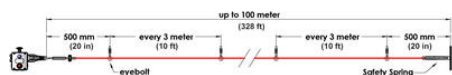
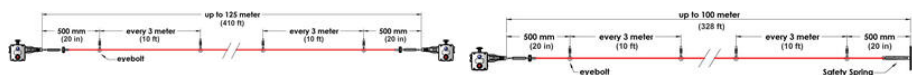
### TECHNICAL DATA

Annual usage	8 cycles per hour/24 hours per day/365 days
Approvals	EN60947-5-5, ISO 13850, ISO 13849-1, EN62061, EN60947-5-1, CE, cULus, TÜV, UL 508
Conduit entry	4 x M20
Contact type	EN60947-5-1 double break type Zb, Snap action up to 4NC (positive break) 2NO (auxiliary)
Contacts	4NC 2NO
Fittings	E-stop and LED
Housing material	Stainless steel 316
Integrated emergency stop button	Yes
Integrated LED indication	Yes
IP class	IP69K, IP67
LED indication	Steady green/Flashing red
LED supply voltage	24Vdc
Material contacts	Silver
Mechanical reliability B10d	1.5 x 10 <sup>6</sup> operations at 100mA load
Mounting	4 x M5
MTTFd	214 years

<b>Operating temperature</b>	-25°C +80°C
<b>PFHd</b>	$<1.0 \times 10^{-7}$
<b>PL</b>	up to PLe acc. ISO13849-1
<b>Rope span</b>	125m
<b>Rope tension device</b>	IDEM tensioner/gripper (quick fixing)
<b>Rope type</b>	4.00mm outside diameter. Steel inner - PVC sheath
<b>Short circuit overload protection</b>	Fuse externally 10A(ff)
<b>SIL</b>	up to SIL 3 acc. EN62061
<b>Tension force (typical mid setting)</b>	130 N
<b>Termination</b>	Clamp up to 2.5mm <sup>2</sup> conductors
<b>Thermal current (I<sub>th</sub>)</b>	10 A
<b>Typical operating force (rope pulled)</b>	<125N <300mm deflection
<b>Weight</b>	2475 g



All Dimensions in mm



All Dimensions in mm