

KUEBLER - INCREMENTAL ENCODER, SENDIX H100

SERIE H100

- Enclosure for tough environments
- Wide temperature range
- HD - Safety Lock
- High IP Class
- Speed control guard



PRODUCT DESCRIPTION

The Sendix H100 series is designed to fit in the toughest environments. Examples of such environments may be steel industry, paper making, port applications and cranes etc.

The sensor has a high enclosure class, IP66 and a wide temperature range -40 to +100 ° C. It has also been equipped with "HD-Safety Lock™, which provides double gaskets on the shoulder side, against moisture and dust. All layers are also sturdier and stronger with loose bearings on the housing side to reduce internal stress.

The H100 is also easy to install thanks to the plug-in connector, but also easy to shut down for maintenance.

Please refer to the images below for ordering information.

**Order code
without speed switch**

8.H100	.	1	1	1	X	.	XXXX
Type		a	b	c	d		e

- | | | |
|--|--|---|
| <p>a <i>Flange</i>
1 = Euro RE0444</p> <p>b <i>Shaft ($\varnothing \times L$), with feather key shaft slot</i>
1 = $\varnothing 11 \times 30$ mm [0.43 x 1.18"]</p> <p>c <i>Version</i>
1 = incremental encoder</p> | <p>d <i>Output circuit / power supply</i>
1 = RS422 (with inverted signal) / 5 ... 30 V DC
2 = Push-pull (with inverted signal) / 10 ... 30 V DC</p> <p>e <i>Pulse rate</i>
1, 5, 10, 12, 36, 100, 200, 250, 256, 360, 400,
500, 512, 600, 800, 1000, 1024, 1200, 2000,
2048, 2500, 3600, 4096, 5000
(e.g. 100 pulse => 0100)</p> | <p><i>Optional on request</i>
- other pulse rates
- Ex 2/22</p> |
|--|--|---|

**Order code
with speed switch**

8.H100	.	1	1	2	X	.	XXXX	.	XXXX	.	1
Type		a	b	c	d		e		f		g

- | | | |
|--|--|--|
| <p>a <i>Flange</i>
1 = Euro RE0444</p> <p>b <i>Shaft ($\varnothing \times L$), with feather key shaft slot</i>
1 = $\varnothing 11 \times 30$ mm [0.43 x 1.18"]</p> <p>c <i>Version</i>
2 = incremental encoder
with mech. speed switch</p> | <p>d <i>Output circuit / power supply</i>
1 = RS422 (with inverted signal) / 5 ... 30 V DC
2 = Push-pull (with inverted signal) / 10 ... 30 V DC</p> <p>e <i>Pulse rate</i>
1, 5, 10, 12, 36, 100, 200, 250, 256, 360, 400,
500, 512, 600, 800, 1000, 1024, 1200, 2000,
2048, 2500, 3600, 4096, 5000
(e.g. 100 pulse => 0100)</p> | <p>f <i>Switching speed</i>
750, 1000, 2000, 3000, 4000</p> <p>g <i>Switching accuracy</i>
1 = standard (± 4 % at 100 rad/s²)</p> <p><i>Optional on request</i></p> <ul style="list-style-type: none"> - other pulse rates - other switching speeds - other switching accuracies - Ex 2/22 |
|--|--|--|

Order code double encoder

8.H100 . 1 1 3 X . XXXX . XXXX
Type a b c d e f

a Flange

1 = Euro RE0444

b Shaft ($\varnothing \times L$), with feather key shaft slot

1 = $\varnothing 11 \times 30$ mm [0.43 x 1.18"]

c Version

3 = 2 x incremental encoder

d Output circuit / power supply

1 = RS422 (with inverted signal) / 5 ... 30 V DC

2 = Push-pull (with inverted signal) / 10 ... 30 V DC

e Pulse rate encoder 1

1, 5, 10, 12, 36, 100, 200, 250, 256, 360, 400,
500, 512, 600, 800, 1000, 1024, 1200, 2000,
2048, 2500, 3600, 4096, 5000
(e.g. 100 pulse => 0100)

f Pulse rate encoder 2

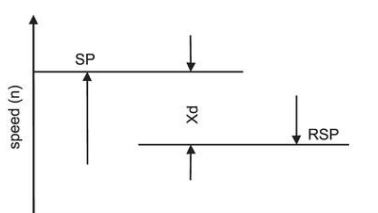
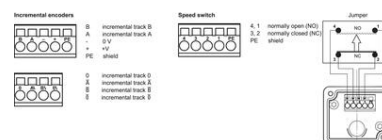
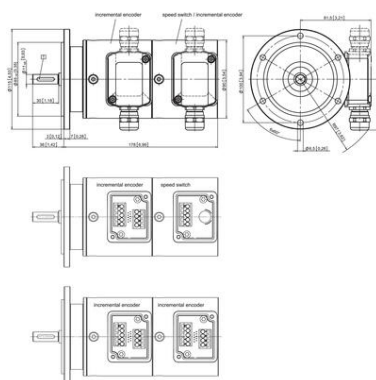
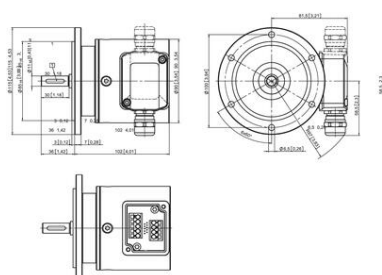
1, 5, 10, 12, 36, 100, 200, 250, 256, 360, 400,
500, 512, 600, 800, 1000, 1024, 1200, 2000,
2048, 2500, 3600, 4096, 5000
(e.g. 100 pulse => 0100)

Optional on request

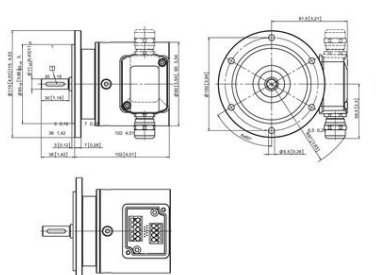
- other pulse rates
- Ex 2/22

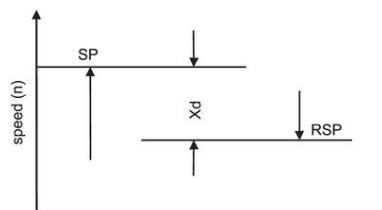
TECHNICAL DATA

Connection	Screw terminal
Housing diameter	100 mm
IP class	IP66
Mounting	Shoulder
Output	Push/Pull, RS422
Pulse max	5000
Sensor type	Incremental
Shaft diameter max	11 mm
Shaft diameter min	11 mm
Supply voltage dc max	30 V DC
Supply voltage dc min	5 V DC
Temperature operational max	100 °C
Temperature operational min	-40 °C
Version	Multiturn



SP = switching point (for switching speed ns)
RSP = reset point
Xd = switching difference (hysteresis)



[illegible]