

DATALOGIC - CONTROL UNIT SG-BWS-T4-MT

SG-BWS-T4-MT
 SG-BWS-T4-MT Safety Control Un

- Up to four pairs of safe photocells and two pairs of light beam protectors
- Muting
- 2 NO secure outputs
- Removable coded terminals



PRODUCT DESCRIPTION

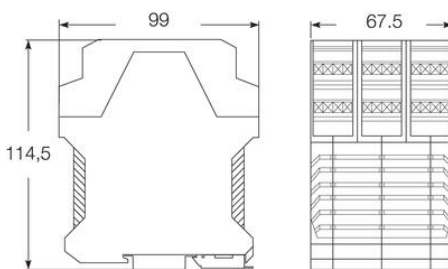
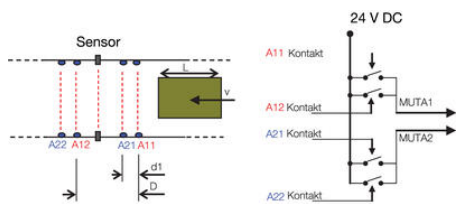
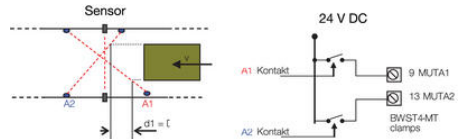
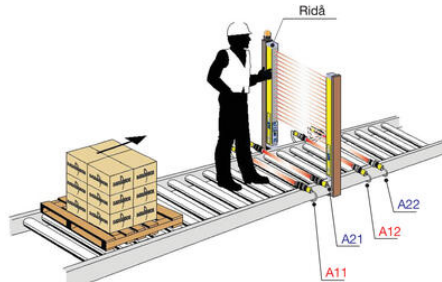
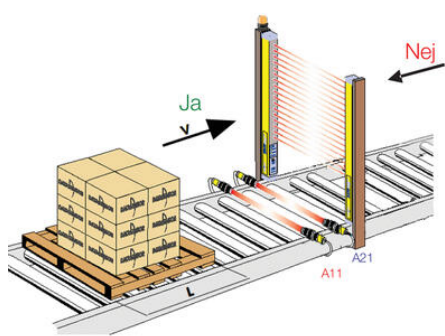
Control unit that up to four pairs of safety photocells can be connected to, as well as two external light beam protectors or other safety components with OSSD outputs.

There are two separate muting inputs which permit two different zones to be muted independently. An inbuilt override function allows the movement of goods that have fastened in the protective field. The control unit has two NO secure outputs. There is a 7 segment LED display for status and diagnostics on the front display.

TECHNICAL DATA

Approvals	CE, cULus, TÜV
Cable length max	50 m
DC	99 %
In compliance with	EMC, LVD, MD
IP class	IP20
Material of body	Nylon
MTTFd	183 year(s)
Output current max	3.6 A
PL	e (EN ISO 13849-1)
Power consumption	3,8 W max
Power consumption	3.8 W
SIL	3 (EN IEC 62061)

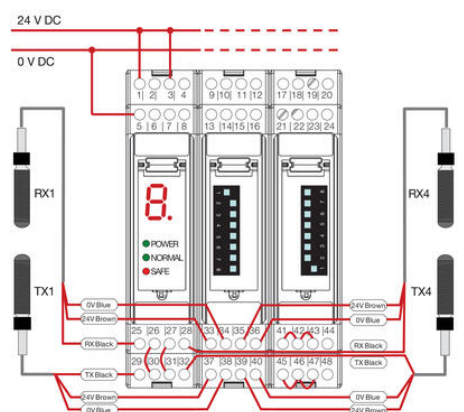
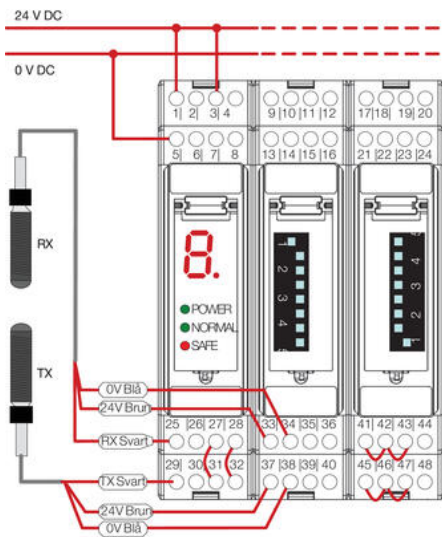
Storage temperature max	70 °C
Storage temperature min	-25 °C
Supply voltage	24 V DC
T1 (Life time in years)	20
Temperature operational max	55 °C
Temperature operational min	0 °C
Weight	370 g
Voltage tolerance	±15 %

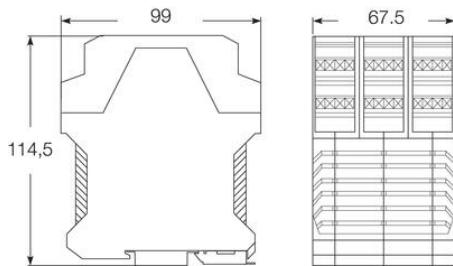
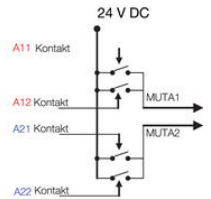
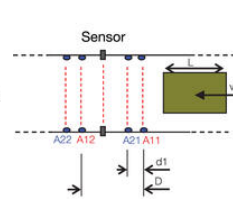
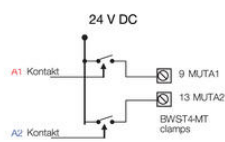
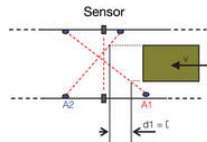
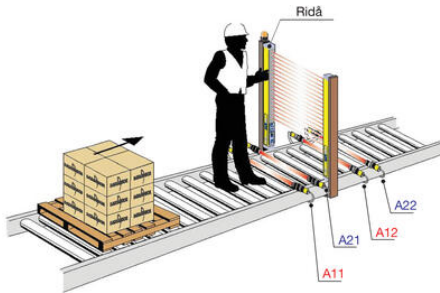
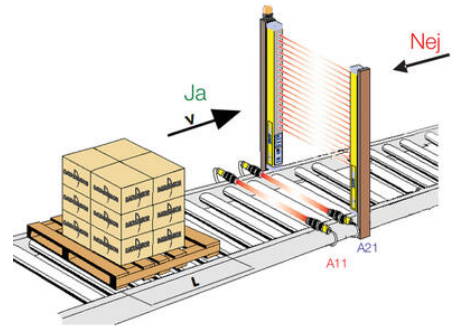
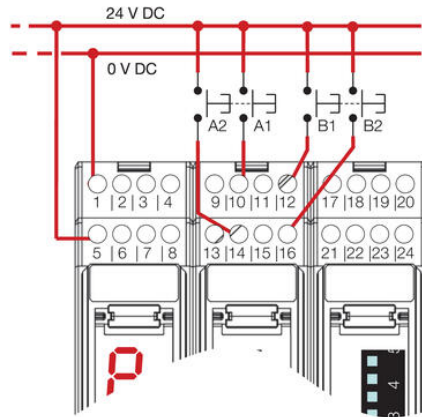
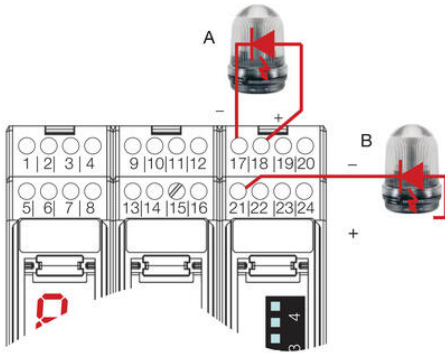
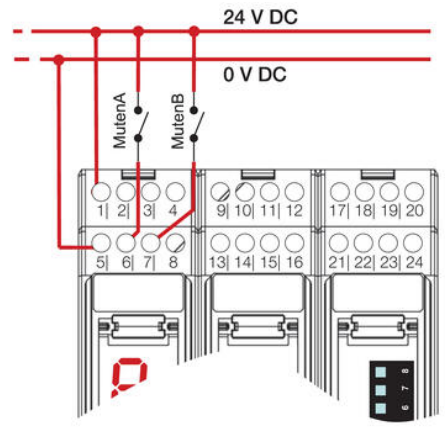
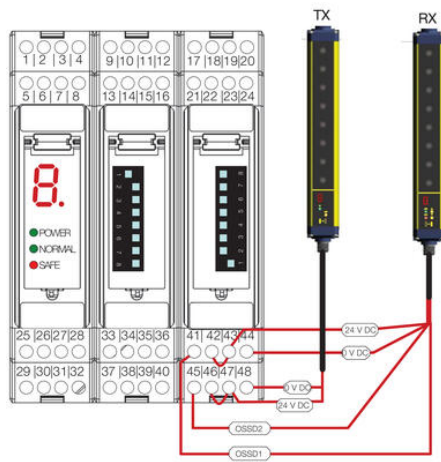
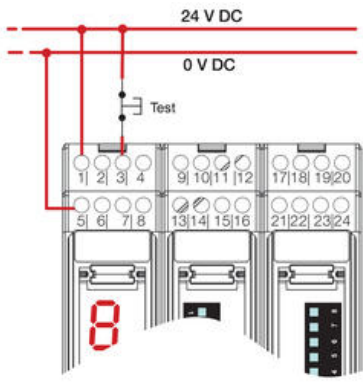


DIP	PURPOSE	OFF (Default)	ON
1	ENABLE EDM	ENABLED	DISABLED
2	RESET MODE	AUTOMATIC	MANUAL
3	MUTING TIME -OUT	10 MINUTES	INFINITY
4	MUTING DIRECTION	T	L
2	TRIGGER OVERRIDE	LEVEL	FRONT
6	MUTING SELECTION	See table below	
7	MUTING SELECTION		
8	MUTING SELECTION		

DIP-SWITCH SETUP	PHOTOCELLS	LIGHT CURTAIN 1	LIGHT CURTAIN 2
000	A	A	A
001	A	A	B
010	A	B	B
011	-	A	B
100	A	B	-
101	-	A	A
110	A	-	-
111	-	-	-

0=OFF, 1=ON, A(B) =Device associated to channel A(B)
Default setting: 000





DIP	PURPOSE	OFF (Default)	ON
1	ENABLE EDM	ENABLED	DISABLED
2	RESET MODE	AUTOMATIC	MANUAL
3	MUTING TIME -OUT	10 MINUTES	INFINITY
4	MUTING DIRECTION	T	L
2	TRIGGER OVERRIDE	LEVEL	FRONT
6	MUTING SELECTION	See table below	
7	MUTING SELECTION		
8	MUTING SELECTION		

DIP-SWITCH SETUP	PHOTOCELLS	LIGHT CURTAIN 1	LIGHT CURTAIN 2
000	A	A	A
001	A	A	B
010	A	B	B
011	-	A	B
100	A	B	-
101	-	A	A
110	A	-	-
111	-	-	-

0=OFF, 1=ON, A(B) =Device associated to channel A(B)
Default setting: 000

