

## DATALOGIC - LIGHT BEAM SG BODY COMPACT MUTING

SG4-S2-050-PP-W  
 SG4-S2-050-PP-W 2 Beam Type 4

- Range up to 50 m
- Built-in muting
- "T" and "L" solutions

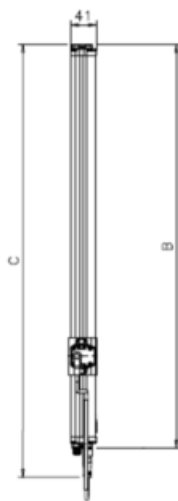



### PRODUCT DESCRIPTION

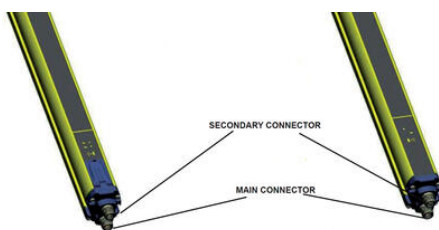
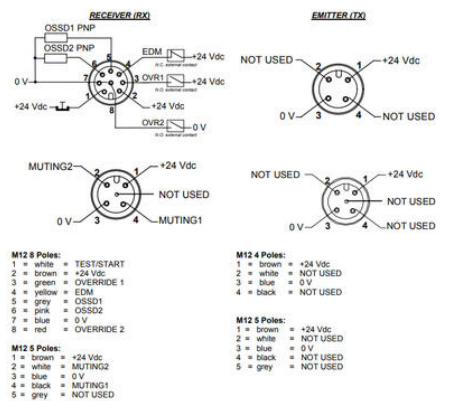
## TECHNICAL DATA

<b>Additional features</b>	EDM, reset functions
<b>Approvals</b>	CE, cULus, TÜV
<b>Cable connection receiver</b>	Receiver M12, 8-pole shielded + M12, 5-pole for muting
<b>Cable connection transmitter</b>	Transmitter M12, 4-pole, shielded + M12, 5-pole for muting
<b>Cable length max</b>	50 m
<b>Contact current max</b>	0.5 A
<b>Distance max</b>	50 m
<b>Function</b>	Manual/automatic restart, EDM
<b>In compliance with</b>	EMC, LVD, MD
<b>IP class</b>	IP65
<b>Material of body</b>	Aluminium
<b>Number of beams</b>	2
<b>PL</b>	e (EN ISO 13849-1)
<b>Power consumption</b>	Transmitter 1,6W. Receiver 4,2 W. (without load)
<b>Protection height</b>	500 mm
<b>Range</b>	0,5-50 m

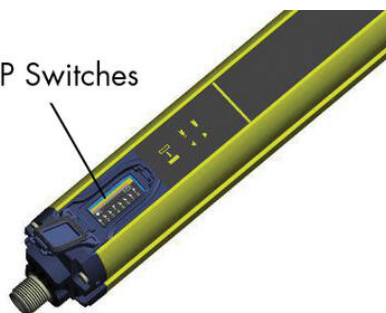
Safe outputs	2 OSSD
SFF	98,93 %
SIL	3 (EN IEC 61508)
Supply voltage	24 V DC
Temperature operational max	55 °C
Temperature operational min	0 °C
Type	4
Voltage tolerance	±20 %



MODEL	B (mm)	C (mm)
SG 2 050	653	700
SG 3 080	953	1000
SG 4 090	1053	1100
SG 4 120	1353	1400

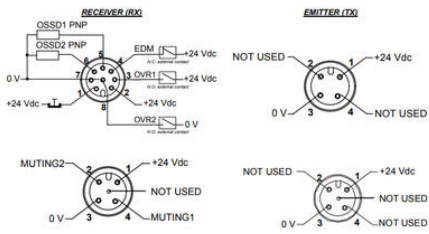


DIP Switches



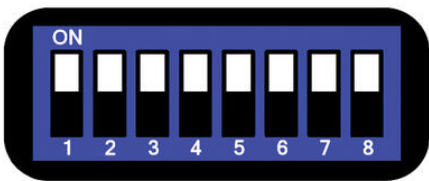

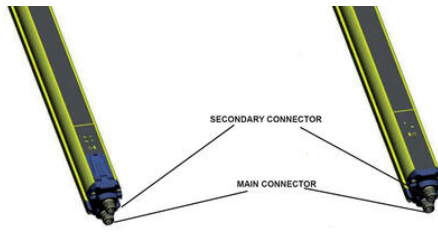
dip-sw	Function	ON	OFF
1,5	Muting time-out	10 min	∞
2,6	Muting	T config. (4 beams)*	L config. (2 beams)
3,7	EDM	Deactivated	Activated
4,8	Reset	Automatic	Manual

\* Cross-beam muting is configured in the same way as T-muting.



- M12 8 Poles:**  
 1 = white = TEST/START  
 2 = brown = +24 Vdc  
 3 = green = OVERRIDE 1  
 4 = yellow = EDM  
 5 = grey = OSSD1  
 6 = pink = OSSD2  
 7 = blue = 0 V  
 8 = red = OVERRIDE 2
- M12 5 Poles:**  
 1 = brown = +24 Vdc  
 2 = white = MUTING2  
 3 = blue = 0 V  
 4 = black = MUTING1  
 5 = grey = NOT USED

- M12 4 Poles:**  
 1 = brown = +24 Vdc  
 2 = white = NOT USED  
 3 = blue = 0 V  
 4 = black = NOT USED
- M12 5 Poles:**  
 1 = brown = +24 Vdc  
 2 = white = NOT USED  
 3 = blue = 0 V  
 4 = black = NOT USED  
 5 = grey = NOT USED



dip-sw	Function	ON	OFF
1,5	Muting time-out	10 min	∞
2,6	Muting	T config. (4 beams)*	L config. (2 beams)
3,7	EDM	Deactivated	Activated
4,8	Reset	Automatic	Manual

\* Cross-beam muting is configured in the same way as T-muting.