

**CROUZET SWITCHES - TIGHT V4 IP67**83186001  
831860 C/O W2S.

- Nominal rated current from 0.1 A to 10 A/250 V ac
- Min. rated current 1 mA/4 V dc
- Two possible control arm installation positions

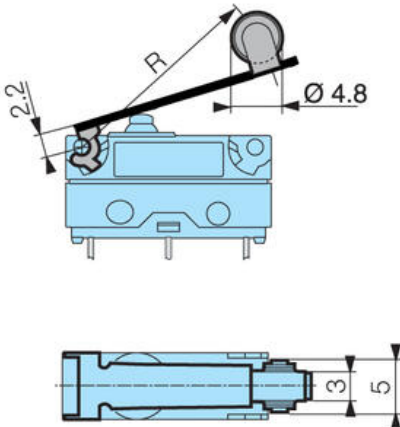


## PRODUCT DESCRIPTION

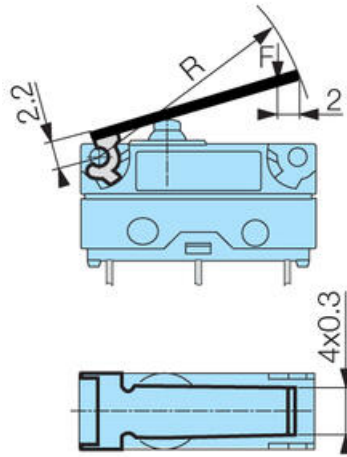
**TECHNICAL DATA**

|                                  |                   |
|----------------------------------|-------------------|
| Connection                       | W2S               |
| Contact gap                      | 0.4 mm            |
| Contact type                     | Changeover (SPDT) |
| Force of the return movement min | 0.8 N             |
| Hysteresis max                   | 0.15 mm           |
| IP class                         | IP67, IP69        |
| Operating force max              | 2.5 N             |
| Operating power total max        | 4.2 N             |
| Overtravel min                   | 0.6 mm            |
| Permissible overvoltage max      | 10 N              |
| Rated current at 250 V ac        | 6 A               |
| Sleep max                        | 9.3 mm            |
| Switching point                  | 8,4±0,3 mm        |
| Temperature operational max      | 125 °C            |
| Temperature operational min      | -40 °C            |
| Thermal current at 250 V ac      | 7.5 A             |

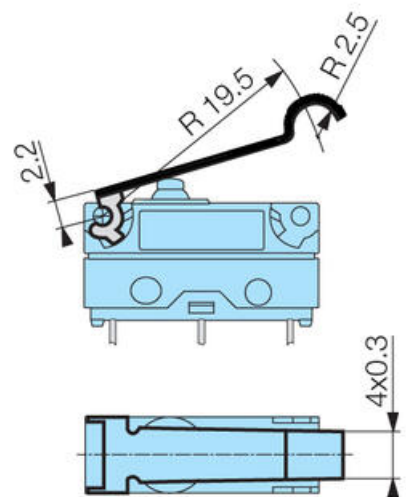
**170 E**  
Arm with roll



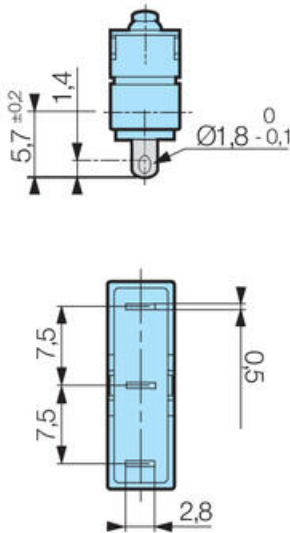
**170 A**  
Straight-arm



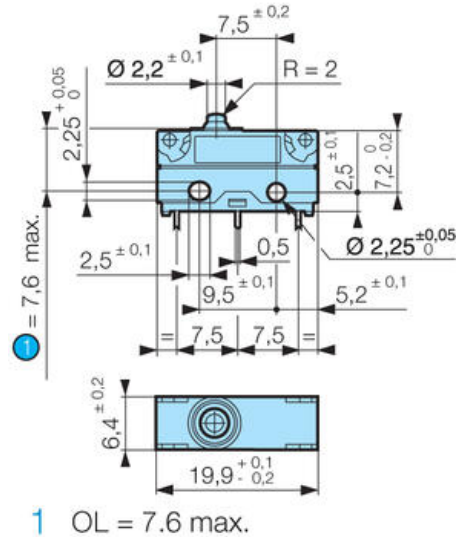
**170 F**  
Arm with simulated scroll



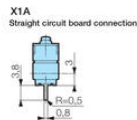
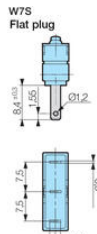
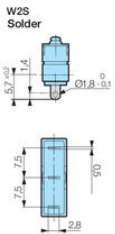
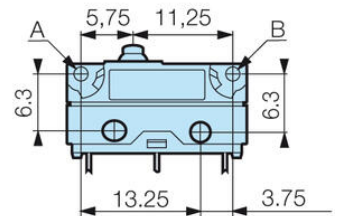
**W2S**  
Solder



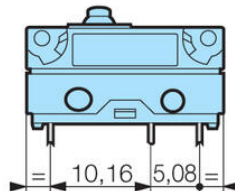
**Symmetric version**  
typ 83 180/181/183/186



**Mounting bracket**

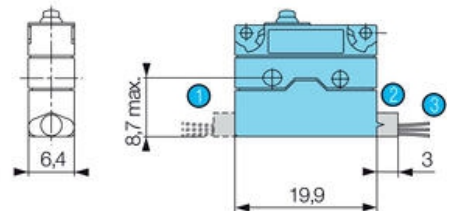


**Asymmetric version**  
typ 83 180/181/183/186



Attached with 2 M2 screws  
Torque with screw only:  
0.2 Nm, with screw + washer: 0.3 Nm

**Cable Outputs**

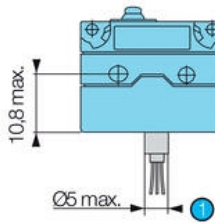


- 1 FG0
- 2 FD0
- 3 Standard 500 mm

Black = Common  
Gray = NC  
Blue = NO

Cross section:  
83181 / 83 183 / 83 186 = 0.5 mm<sup>2</sup>  
83 180 = 0.75 mm<sup>2</sup>

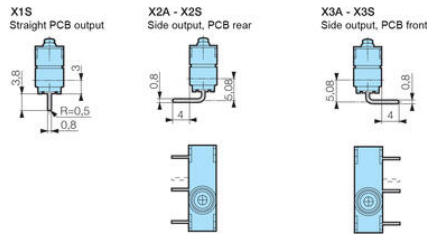
**Cable outlet**  
**B0 cable outlet on the bottom**



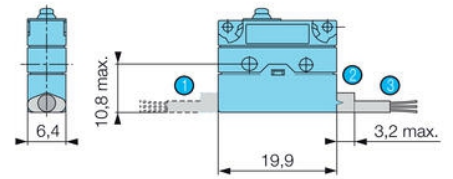
1 Standard 500 mm

Black= Common  
 Gray = NC  
 Blue= NO

Cross section:  
 83181 / 83 183 / 83 186 = 0.5 mm<sup>2</sup>  
 83 180 = 0.75 mm<sup>2</sup>



**Cable Outputs**

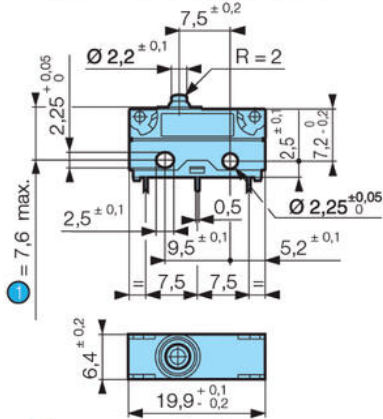


1 CG0  
 2 CD0  
 3 Standard 500 mm

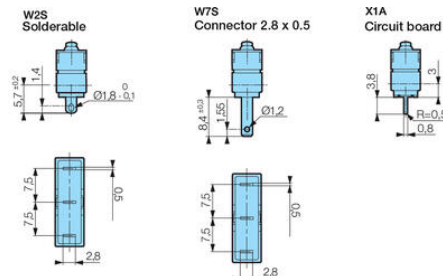
Black = Common  
 Gray = NC  
 Blue = NO

Cross section:  
 83181 / 83 183 / 83 186 = 3 x 0.5 mm<sup>2</sup>

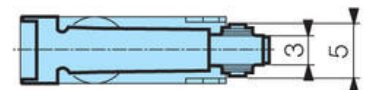
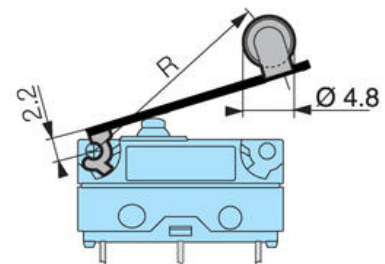
**Symmetric version**  
**type 83 180/181/183/186**



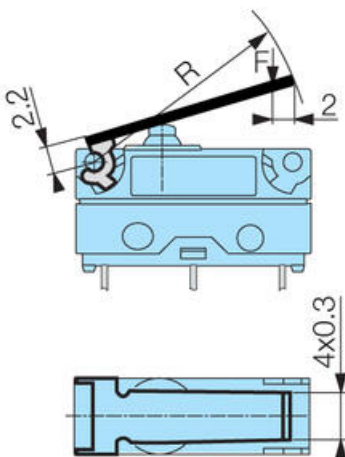
1 OL = 7.6 max.



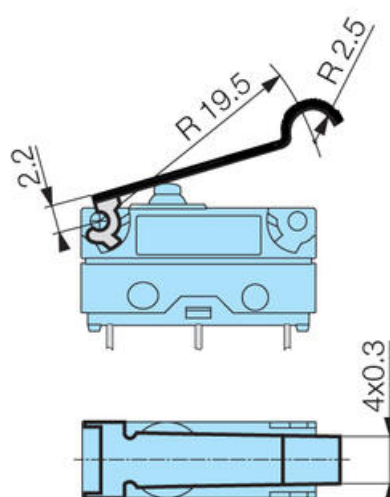
**170 E**  
**Arm with roll**



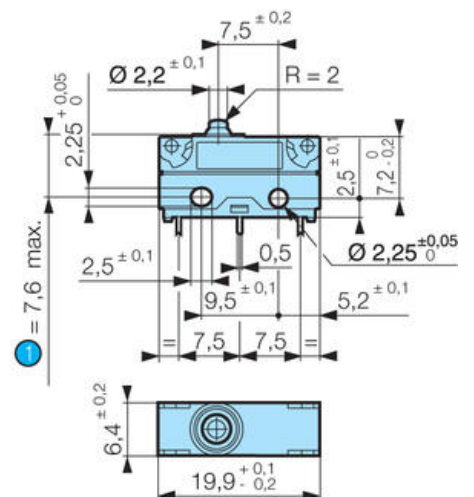
**170 A**  
**Straight-arm**



**170 F**  
**Arm with simulated scroll**

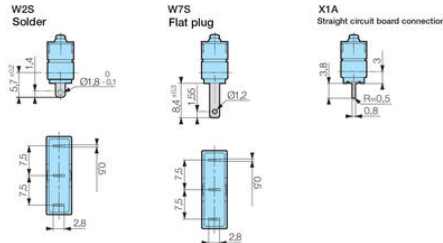
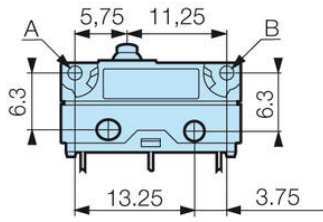


**Symmetric version**  
**type 83 180/181/183/186**

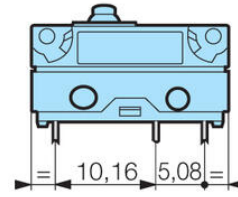


1 OL = 7.6 max.

### Mounting bracket

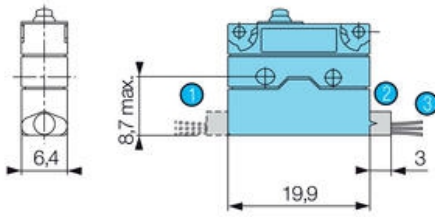


### Asymmetric version typ 83 180/181/183/186



Attached with 2 M2 screws  
Torque with screw only:  
0.2 Nm, with screw + washer: 0.3 Nm

### Cable Outputs

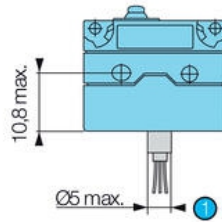


- 1 FG0
- 2 FD0
- 3 Standard 500 mm

Black = Common  
Gray = NC  
Blue = NO

Cross section:  
83181 / 83 183 / 83 186 = 0.5 mm<sup>2</sup>  
83 180 = 0.75 mm<sup>2</sup>

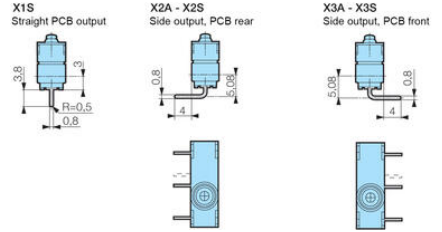
### Cable outlet B0 cable outlet on the bottom



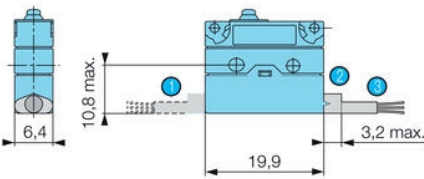
- 1 Standard 500 mm

Black= Common  
Gray = NC  
Blue= NO

Cross section:  
83181 / 83 183 / 83 186 = 0.5 mm<sup>2</sup>  
83 180 = 0.75 mm<sup>2</sup>



### Cable Outputs

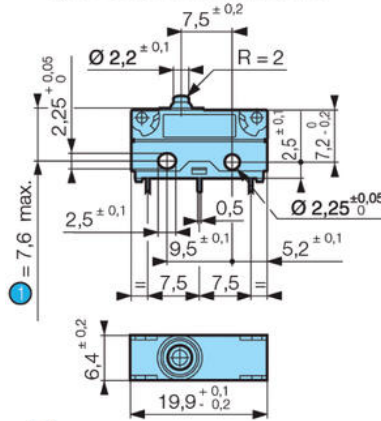


- 1 CG0
- 2 CD0
- 3 Standard 500 mm

Black = Common  
Gray = NC  
Blue = NO

Cross section:  
83181 / 83 183 / 83 186 = 3 x 0.5 mm<sup>2</sup>

### Symmetric version type 83 180/181/183/186



- 1 OL = 7.6 max.

