

ZEBRA VS70 SMART CAMERA

VS70-CM20S5-0C00W

VS70, 2.3 MP

- **Complete Customization with C-Mount Lens Support:** The VS70 supports any C-mount external lens, allowing users to select specialized lenses for unique inspection needs
- **Zebra Aurora Software Integration:** Managed through Zebra Aurora, the VS70 provides a unified interface for setup, deployment, and operation, suitable for users of all experience levels
- **Power Over Ethernet (PoE) Capability:** PoE simplifies installation by powering the device over the network cable, reducing the need for separate power sources and making deployment easier
- **Zebra Aurora Software Integration:** Managed through Zebra Aurora, the VS70 provides a unified interface for setup, deployment, and operation, suitable for users of all experience levels with features like built-in tutorials and an intuitive interface
- **ImagePerfect+ Technology for Precise Inspections:** The VS70 captures up to 16 images in one trigger, each with unique settings, ensuring high-quality images for accurate inspections even in complex lighting or object positioning scenarios



PRODUCT DESCRIPTION

Every day, production lines strive to achieve consistent product quality and meet quotas. Success requires a reliable process at every stage of production.

Now manufacturers can do all quality checks and machine vision measurements with the VS70 smart camera.

The adaptable VS70 is built for use in the most complex processes and challenging environments. Whether you need a wide-angle lens to capture large parts, or a zoom lens to inspect something far away, the VS70 can do it all by allowing the user to use any C-mount lens. If you need to upgrade your vision solution, you can easily add more advanced functions by purchasing a software license without buying new hardware.

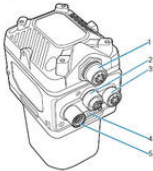
TECHNICAL DATA

Interface out	Dual Ethernet (1 POE), Serial, USB & Industrial Protocols
Lens Barrel	C-Mount
Resolution	2.3 MP
Size	63.0 x 95.0 x 65.0
Software performance	Sensor Toolset
Type of scanner	Smart Camera

xS70 Connections

The xS70 supports connections for USB C with DisplayPort, power serial and GPIO, X-coded Ethernet, and external lighting.

Figure: xS70 Connections



1	X-Coded Ethernet Port (Secondary)
2	External Lighting
3	X-Coded Ethernet Port
4	USB C (with DisplayPort)
5	Power Serial and GPIO

Power and IO Connector

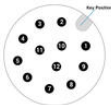


Table: Power and I/O Connector Pinout Diagram

Pin	Color	Description
1	Yellow	GPIO2
2	White/Yellow	TXD
3	Brown	RXD
4	White/Brown	GPIO4
5	Violet	GPIO5
6	White/Violet	COMMON_IN
7	Red	DC_IN
8	Black	GND
9	Green	COMMON_OUT
10	Orange	GPIO0
11	Blue	GPIO1
12	Grey	GPIO3
SHELL	Bare	SHIELD

Ethernet Connector

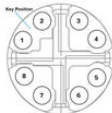


Table: Ethernet Connector Pinout Diagram

Pin	Description
1	TP1+
2	TP1-
3	TP2+
4	TP2-
5	TP4+
6	TP4-
7	TP3-
8	TP3+
SHELL	SHIELD

External Light Connector

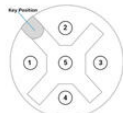


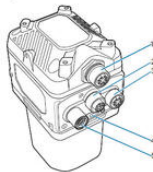
Table: External Light Connector Pinout Diagram

Pin	Color	Description
1	Brown	DC_OUT / GPIO8
2	White	GPIO7
3	Blue	GND
4	Black	GPIO6
5	Grey	ANALOG_OUT
SHELL	Bare	SHIELD

xS70 Connections

The xS70 supports connections for USB C with DisplayPort, power serial and GPIO, X-coded Ethernet, and external lighting.

Figure: xS70 Connections



1	X-Coded Ethernet Port (Secondary)
2	External Lighting
3	X-Coded Ethernet Port
4	USB C (with DisplayPort)
5	Power Serial and GPIO

Power and IO Connector

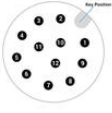


Table: Power and I/O Connector Pinout Diagram

Pin	Color	Description
1	Yellow	GPIO2
2	White/Yellow	TXD
3	Brown	RXD
4	White/Brown	GPIO4
5	Violet	GPIO5
6	White/Violet	COMMON_IN
7	Red	DC_IN
8	Black	GND
9	Green	COMMON_OUT
10	Orange	GPIO0
11	Blue	GPIO1
12	Grey	GPIO3
SHELL	Bare	SHIELD

Ethernet Connector

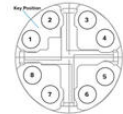


Table: Ethernet Connector Pinout Diagram

Pin	Description
1	TP1+
2	TP1-
3	TP2+
4	TP2-
5	TP4+
6	TP4-
7	TP3-
8	TP3+
SHELL	SHIELD

External Light Connector

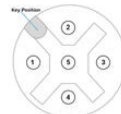


Table: External Light Connector Pinout Diagram

Pin	Color	Description
1	Brown	DC_OUT / GPIO8
2	White	GPIO7
3	Blue	GND
4	Black	GPIO6
5	Grey	ANALOG_OUT
SHELL	Bare	SHIELD