

## ZEBRA VS40 SMART CAMERA

VS40-WA50P5-2R00W

VS40, WIDE ANGLE, 5.1 MP, 2D, RED BP FILTER

- **Ease of Setup with Auto-Tune:** The VS40 offers a one-button Auto-Tune feature that simplifies setup, optimizing image quality for reliable inspections straight out of the box
- **IoT and Cloud-Ready:** Equipped to send data to Zebra's Savanna™ cloud service, the VS40 supports compliance and image storage without requiring local server infrastructure
- **Power Over Ethernet (PoE):** The device can be powered via Ethernet, reducing setup complexity and removing the need for additional power supplies
- **Integrated with Zebra Aurora:** Managed by Zebra Aurora software, the VS40 allows users to control multiple machine vision and industrial scanner devices through a single platform, offering tools for experts and guidance for beginners
- **Advanced Lighting and Optics:** Featuring integrated, customizable lighting options (such as red, blue, and infrared LEDs) and a rugged, industrial-grade design, the VS40 achieves high-quality imaging suitable for challenging environments



### PRODUCT DESCRIPTION

The VS40 can be used in almost any inspection application on a production line, thanks to its wide range of Machine Vision tools. Tailor the device to your application with a wide range of lenses, lighting, I/Os and filters. In addition, you can upgrade to more advanced features by simply purchasing a software license. With Zebra Aurora's powerful software platform, you can easily set up, deploy and run your VS40 smart cameras.

### TECHNICAL DATA

Focus

Liquid lens

Interface out	Dual Ethernet (1 POE), Serial, USB & Industrial Protocols
Lighting	Red
Resolution	5.1 MP
Size	54.0 x 64.0 x 91.4
Software performance	Sensor Toolset W/ Fast 2D Decode
Type of lens	Wide angel
Type of scanner	Smart Camera

Machine Vision (MV) Tools				
Tool	Description	Sensor	Standard	Advanced
Object Locate	Find high contrast features	•	•	•
Pixel Counter	Count pixels with a setpoint gray level in a specific area	•	•	•
Brightness	Provides the average brightness for an area	•	•	•
Contrast	Provides the average contrast for an area	•	•	•
Edge Tool	Find edges for feature and process alignment	•	•	•
Distance Tool	Measure the distance between two existing tool results	•	•	•
Advanced Pattern	Find challenging features	•	•	•
Blue	Find, sort and count areas of colored pixels with a color gray level	•	•	•
Optical Character Verification (OCV)	Inspect the quality of character edges	•	•	•
Find Circle	Find and measure circles	•	•	•
Caliper Tool	Find and measure the distance between two edges	•	•	•
Filters	Enhance image quality for more robust inspection	•	•	•
ISO-SPM	Read 1D, 2D and 3D parameters	•	•	•
Deep Learning OCR	Deep Learning based OCR	•	•	•

**Footnotes:**

1. Some features available in a future release. Contact your Delta Partner or sales representative for more information.  
2. Refer to Product Reference Guide for complete list of capabilities.  
3. Pricing includes, controls, power source, illumination source, and ambient light dependent.  
Specifications subject to change without notice.

## Specifications

VS40-SB-30° FOV Lens				VS40-WA-40° FOV Lens			
Symbology/Resolution	Near	Far		Symbology/Resolution	Near	Far	
5 mil Code 128	3 in./76 cm	24 in./61 cm		5 mil Code 128	3 in./76 cm	34 in./86 cm	
10 mil Code 128	3 in./76 cm	49 in./124 cm		10 mil Code 128	3 in./76 cm	59 in./150 cm	
15 mil Code 128	3 in./76 cm	70 in./178 cm		15 mil Code 128	3 in./76 cm	82 in./208 cm	
20 mil Code 128	3 in./76 cm	92 in./234 cm		20 mil Code 128	3 in./76 cm	104 in./265 cm	
5 mil DataMatrix	3 in./76 cm	13 in./33 cm		5 mil DataMatrix	3 in./76 cm	18 in./46 cm	
10 mil DataMatrix	3 in./76 cm	28 in./71 cm		10 mil DataMatrix	3 in./76 cm	38 in./96 cm	
15 mil DataMatrix	3 in./76 cm	40 in./102 cm		15 mil DataMatrix	3 in./76 cm	51 in./129 cm	
20 mil DataMatrix	3 in./76 cm	59 in./149 cm		20 mil DataMatrix	3 in./76 cm	72 in./183 cm	

## xS40 Connections

The xS40 supports connections for USB-C with DisplayPort, power serial and GPIO, x-coded Ethernet, and external lighting.

Figure: xS40 Connections



- Power Serial and GPIO
- USB-C (with DisplayPort)
- External Lighting
- X-Coded Ethernet Port

## Ethernet Connector

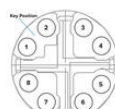


Table: Ethernet Connector Pinout Diagram

Pin	Description
1	TP1+
2	TP1-
3	TP2+
4	TP2-
5	TP4+
6	TP4-
7	TP3-
8	TP3+
SHELL	SHIELD

## External Light Connector

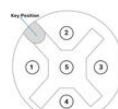


Table: External Light Connector Pinout Diagram

Pin	Color	Description
1	Brown	DC_OUT / GPIO8
2	White	GPIO7
3	Blue	GND
4	Black	GPIO6
5	Grey	ANALOG_OUT
SHELL	Bare	SHIELD

## Power and IO Connector

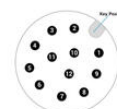


Table: Power and IO Connector Pinout Diagram

Pin	Color	Description
1	Yellow	GPIO2
2	White/Yellow	TXD
3	Brown	RXD
4	White/Brown	GPIO4
5	Violet	GPIO5
6	White/Violet	COMMON_IN
7	Red	DC_IN
8	Black	GND
9	Green	COMMON_OUT
10	Orange	GPIO8
11	Blue	GPIO1
12	Grey	GPIO3
SHELL	Bare	SHIELD

Machine Vision (MV) Tools				
Tool	Description	Sensor	Standard	Advanced
Object Locate	Find high contrast features	•	•	•
Pixel Counter	Count pixels with a setpoint gray level in a specific area	•	•	•
Brightness	Provides the average brightness for an area	•	•	•
Contrast	Provides the average contrast for an area	•	•	•
Edge Tool	Find edges for feature and process alignment	•	•	•
Distance Tool	Measure the distance between two existing tool results	•	•	•
Advanced Pattern	Find challenging features	•	•	•
Blue	Find, sort and count areas of colored pixels with a color gray level	•	•	•
Optical Character Verification (OCV)	Inspect the quality of character edges	•	•	•
Find Circle	Find and measure circles	•	•	•
Caliper Tool	Find and measure the distance between two edges	•	•	•
Filters	Enhance image quality for more robust inspection	•	•	•
ISO-SPM	Read 1D, 2D and 3D parameters	•	•	•
Deep Learning OCR	Deep Learning based OCR	•	•	•

**Footnotes:**

1. Some features available in a future release. Contact your Delta Partner or sales representative for more information.  
2. Refer to Product Reference Guide for complete list of capabilities.  
3. Pricing includes, controls, power source, illumination source, and ambient light dependent.  
Specifications subject to change without notice.

## Specifications

VS40-SB-30° FOV Lens				VS40-WA-40° FOV Lens			
Symbology/Resolution	Near	Far		Symbology/Resolution	Near	Far	
5 mil Code 128	3 in./76 cm	24 in./61 cm		5 mil Code 128	3 in./76 cm	34 in./86 cm	
10 mil Code 128	3 in./76 cm	49 in./124 cm		10 mil Code 128	3 in./76 cm	59 in./150 cm	
15 mil Code 128	3 in./76 cm	70 in./178 cm		15 mil Code 128	3 in./76 cm	82 in./208 cm	
20 mil Code 128	3 in./76 cm	92 in./234 cm		20 mil Code 128	3 in./76 cm	104 in./265 cm	
5 mil DataMatrix	3 in./76 cm	13 in./33 cm		5 mil DataMatrix	3 in./76 cm	18 in./46 cm	
10 mil DataMatrix	3 in./76 cm	28 in./71 cm		10 mil DataMatrix	3 in./76 cm	38 in./96 cm	
15 mil DataMatrix	3 in./76 cm	40 in./102 cm		15 mil DataMatrix	3 in./76 cm	51 in./129 cm	
20 mil DataMatrix	3 in./76 cm	59 in./149 cm		20 mil DataMatrix	3 in./76 cm	72 in./183 cm	

## xS40 Connections

The xS40 supports connections for USB-C with DisplayPort, power serial and GPIO, x-coded Ethernet, and external lighting.

Figure: xS40 Connections



- Power Serial and GPIO
- USB-C (with DisplayPort)
- External Lighting
- X-Coded Ethernet Port

## Ethernet Connector

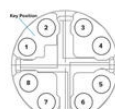


Table: Ethernet Connector Pinout Diagram

Pin	Description
1	TP1+
2	TP1-
3	TP2+
4	TP2-
5	TP4+
6	TP4-
7	TP3-
8	TP3+
SHELL	SHIELD

## External Light Connector

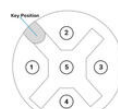


Table: External Light Connector Pinout Diagram

Pin	Color	Description
1	Brown	DC_OUT / GPIO8
2	White	GPIO7
3	Blue	GND
4	Black	GPIO6
5	Grey	ANALOG_OUT
SHELL	Bare	SHIELD

Power and IO Connector



Table: Power and IO Connector Pinout Diagram

	Pin	Color	Description
1		Yellow	GPIO2
2		White/Yellow	TXD
3		Brown	RXD
4		White/Brown	GPIO4
5		Violet	GPIO5
6		White/Violet	COMMON_IN
7		Red	DC_IN
8		Black	GND
9		Green	COMMON_OUT
10		Orange	GPIO0
11		Blue	GPIO1
12		Grey	GPIO3
SHELL		Base	SHIELD