


## CONTROL UNIT FOR SAFETY RADAR

C201A-PX1  
90301011.2B0 PROFIsafe, Ethernet and Digital I/O FW  
2.1.0

- The detection area can be modified in real time
- The system's sensitivity, warning area and inputs can be configured to suit individual requirements
- Supports PROFIsafe, EtherCat and CIP Safety



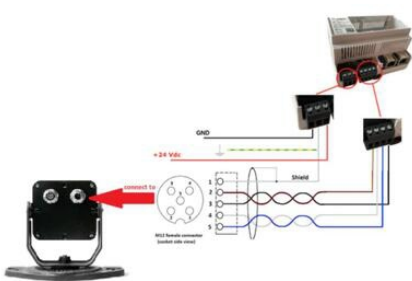
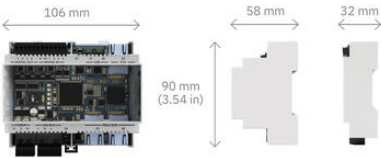
### PRODUCT DESCRIPTION

Inxpect's control units are the core of their advanced safety radar systems, designed to deliver high-performance protection in industrial environments where traditional safety devices may fall short. The ISC control devices can monitor up to six sensors simultaneously, providing flexible coverage for complex layouts. These units feature an Ethernet field bus connection, enabling remote configuration and diagnostics through the intuitive Inxpect Safety Application. Standard models allow the programming of up to four secure detection fields, with the added ability to switch between two configurations via digital inputs—ideal for dynamic workspaces. For more advanced requirements, the Profibus variant supports up to 32 detection fields and real-time dynamic range adjustment, offering a robust and adaptable safety solution.

Engineered with industrial versatility in mind, the ISC control units also include multiple inputs for integrating emergency stop buttons, manual resets, and sensor disconnection. This makes them highly suitable for challenging and hazardous environments where safety is paramount. Common applications include sawmills and woodworking facilities, cement plants, steelworks, and robotic cells—industries where dust, debris, and harsh conditions can render optical safety devices ineffective. By leveraging radar technology and intelligent control, Inxpect's systems ensure reliable human presence detection without compromising on productivity or safety.

### TECHNICAL DATA

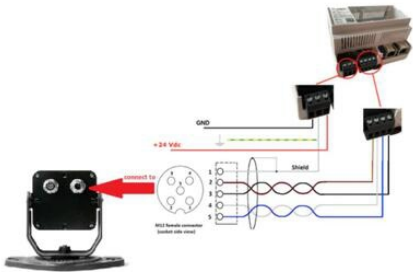
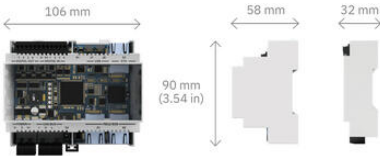
IP class	IP20
Manufacturer part no.	90301011.2B0
Mounting	DIN rail
PL	d
Power consumption	5 W
Safety category	3
SIL	2
Supply voltage	24 V dc (20–28 V dc)
Width	106 mm



Control unit firmware version	Inspect Safety version				
	2.5.x	2.6.x	2.7.x	2.8.x	2.9.x
1.5.0	OK	OK	NO	NO	NO
1.6.0	NO	OK	OK	OK	NO
2.0.0	NO	NO	OK	OK	OK
2.0.1	NO	NO	NO	NO	OK
2.1.0	NO	NO	NO	OK*	OK*
2.1.1	NO	NO	NO	NO	OK*

Note\*: If there is at least one S202A sensor in the system, please use Inspect Safety Studio application.

Control unit firmware version	Inspect Safety Studio version	
	1.x.y	
2.1.0	OK	
2.1.1	OK	



Control unit firmware version	Inspect Safety version				
	2.5.x	2.6.x	2.7.x	2.8.x	2.9.x
1.5.0	OK	OK	NO	NO	NO
1.6.0	NO	OK	OK	OK	NO
2.0.0	NO	NO	OK	OK	OK
2.0.1	NO	NO	NO	NO	OK
2.1.0	NO	NO	NO	OK*	OK*
2.1.1	NO	NO	NO	NO	OK*

Note\*: If there is at least one S202A sensor in the system, please use Inspect Safety Studio application.

Control unit firmware version	Inspect Safety Studio version	
	1.x.y	
2.1.0	OK	
2.1.1	OK	