

P30H DC SIGNAL TRANSDUCER

With Data Logging

P30H1211100M0
P30H TRANSDUCER, 2R, 1 x 0..20mA, 230V
ETHERNET

- DC current/voltage input
- 0>10V, 4>20mA and 1 relay output
- RS485 Master or slave
- Wide voltage, AC/DC control



PRODUCT DESCRIPTION

The **P30H measuring transducer** has been developed for d.c network applications found in such industries as photovoltaic, railway and telecoms,

P30H measures and records d.c current, voltage, power energy and other d.c parameters.

The unit is available in 3 versions

- basic
- with SD/SDHC card
- Ethernet with built in www.server

This unit can be easily interfaced into existing systems to provide a complete solution to your d.c measurement requirements.

The clear LCD display shows the measured values and the status of the alarm outputs. The unit can be programmed from the front panel buttons or via a PC using the free e-Con software.

[See how it works](#)

(Log in: User name – user; Password – pass)

Please refer to the [data sheet](#) for ordering keys and [contact us](#) for more information.

****Part numbers have changed from ending with E0 to M0, please be advised any part numbers below that end in E0 will say M0 in the datasheet. The product is the same.****

Code	Description
P30H 1011100M0	Transducer of d.c. circuit parameters P30H analog output 0/4...20mA; 2 relays, supply 85-253Vac / 85-300Vdc; documentation and descriptions in Polish and English test certificate
P30H 1211100M0	Transducer of d.c. circuit parameters P30H analog output 0/4...20mA; 2 relays, Ethernet and archive file system memory; supply 85-253Vac / 85-300Vdc; documentation and descriptions in Polish and English test certificate

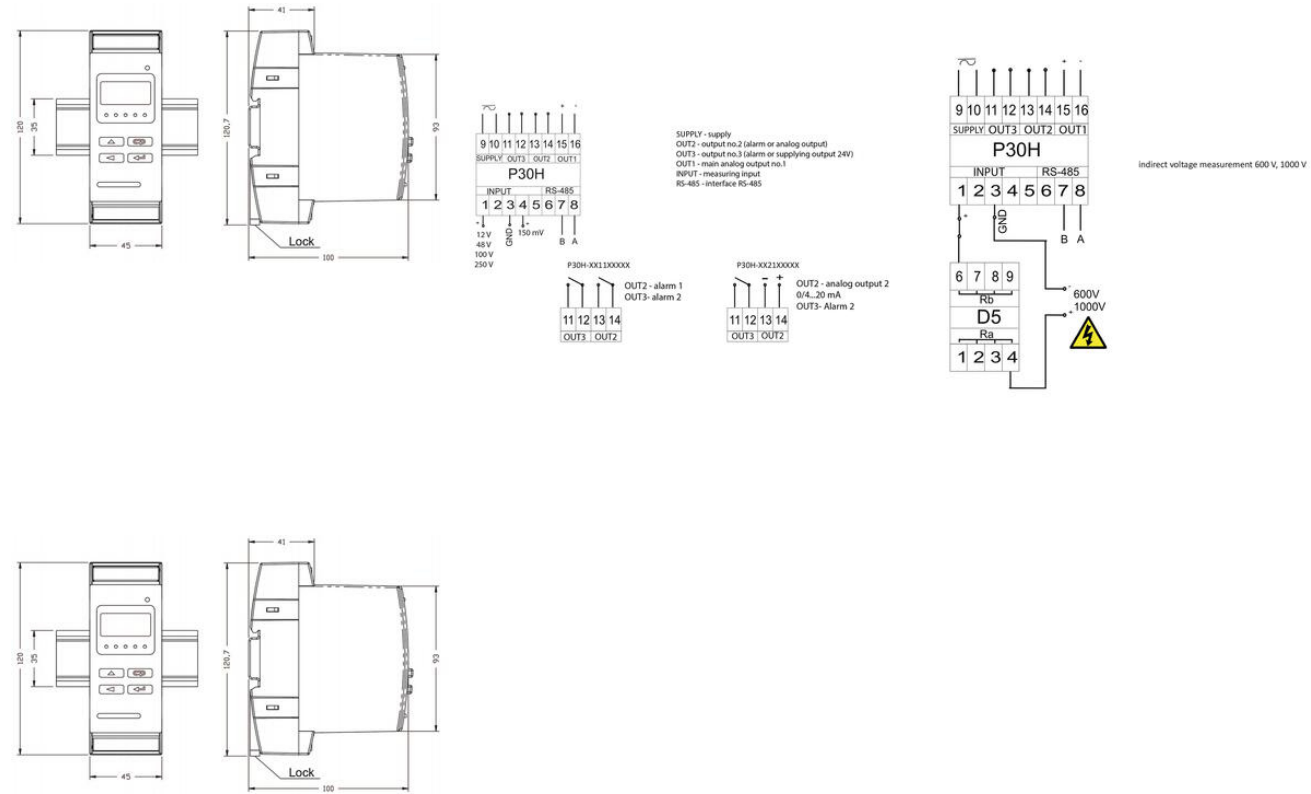
	Additional resistance D5	X	X	X
Measuring range in set with P30H:				
600 V		1		
1000 V		2		
Language:				
Polish			P	
English			E	
other*			X	
Acceptance tests:				
without extra requirements			0	
with an extra quality inspection certificate			1	
acc. to customer's request*			X	

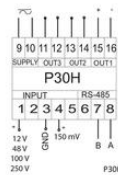
* after agreeing with the manufacturer

Order example:

The code D5 2E1 means additional resistance D5 with measuring range 1000 V, in English, with an extra quality inspection certificate.

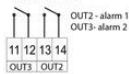
;



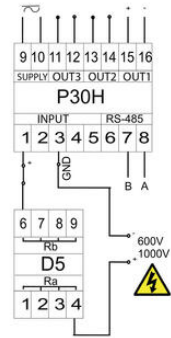
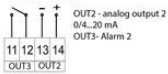


SUPPLY - supply
 OUT2 - output no.2 (alarm or analog output)
 OUT3 - output no.3 (alarm or supplying output 24V)
 OUT1 - main analog output no.1
 INPUT - measuring input
 RS-485 - interface RS-485

P30H-XX11XXXXXX



P30H-XX21XXXXXX



Indirect voltage measurement 600 V, 1000 V