

FIEPOS EFUSE 1-PHASE

100-240 V AC/24-28 V DC, 300 and 500 W

FPS300.245-016-101

IP65/IP67 Power supply 100-240VAC/24VDC, 300W

- Decentralized Power Supplies
- Up to 4 switchable outputs
- Output power 360/600 W
- 600/1000 Wpeak 5s
- IO-Link or DC-OK relay, IP65/67



PRODUCT DESCRIPTION

The FPS300 is an industrialgrade power supply for 1-phase networks incorporated in to a rugged wall- mount housing with IP65/67 protection.

It provides two to four stabilized outputs that is galvanically separated from the input.

The negative potential of the outputs is permanently connected to PE within the unit.

The most outstanding features of the FPS series are the compact size, the wide operational temperature range, the extremely low input inrush current and the very high efficiencies, which are achieved by various design technologies.

Large sized output capacitors can absorb and store regenerative energy from breaking motors.

TECHNICAL DATA

INPUT DATA

Input voltage ac	100-240 V
Input voltage ac min	85 V AC
Input voltage ac max	264 V AC
Input voltage dc	110-300 V
Input voltage dc min	88 V DC
Input voltage dc max	360 V DC
Inrush current at 120 V ac typical	3 A
Inrush current at 230 V ac typical	6 A
Power factor at 120 V ac, full load. Typical	0.99
Power factor at 230 V ac, full load. Typical	0.97
Number of phases	1

OUTPUT DATA

Output voltage	24 V DC
Output voltage min	24 V DC
Output voltage max	28 V DC
Output current per channel	10 A
Power	300 W

EFFICIENCY / LIFETIME / MTBF

Efficiency at 120 V ac, full load, typical	94.3 %
Efficiency at 230 V ac, typical	94.6 %
Efficiency at 230 V ac, full load, typical	95.7 %

DIMENSIONS

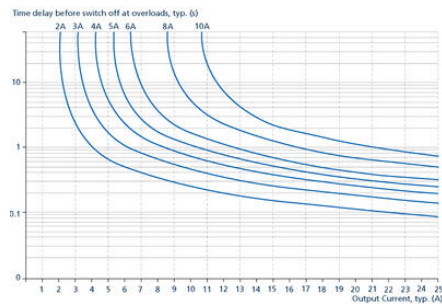
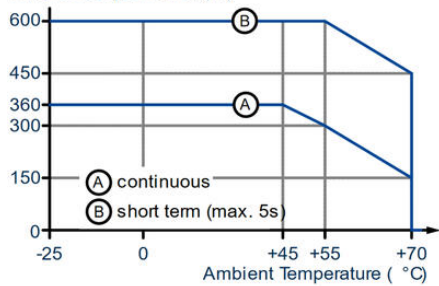
Width	182 mm
Height	183 mm
Depth	59 mm
Weight	1.2 kg

OTHER

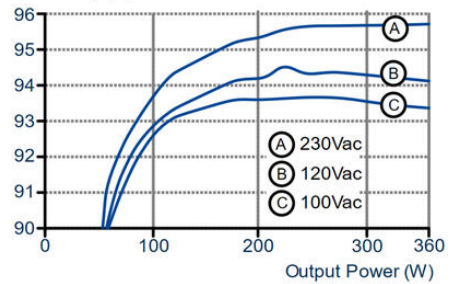
Approvals	CB, CE, UKCA, cULus
Hold time at 120 V ac, typical full load	37 ms
Hold time at 230 V ac, typical full load	37 ms
IP class	IP65, IP67
Material protection	Aluminium
Supply frequency	50-60 Hz ±6 %
Ripple max	50 mV pp
Series	FIEPOS eFuse
Power consumption 120 V ac	3.2 A
Power consumption 230 V ac	1.68 A
Temperature min without derating	-25 °C
Temperature max without derating	55 °C
Output connectors	1x 7/8"
Total output power <+45°C	360 W
Total output power <+55°C	300 W
Total output power <+70°C	150 W
Total output power <5 s, <+55°C	600 W

Total output power <5 s, <+70°C	300 W
Power drop from +55 °C to + 70 °C	10 W/°C
Active Transient	Yes
Back-feeding loads	35V / 4 J
DC relay output	No
DC-OK/IO-link connector	M12-A
Input connector	7/8"
IO-LINK	Yes

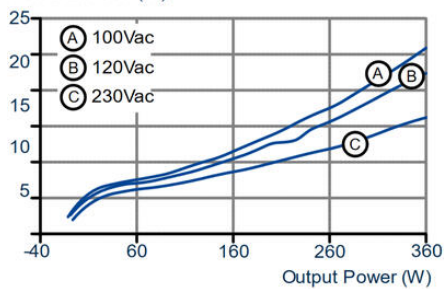
Allowed Output Power (W)



Efficiency (%)



Power Losses (W)



- A. Input Connector
- B. Output Connectors
- C. IO Link Connector
- D. Status LED
- E. LED Bar
- F. Set Mode and Up and Down Button
- G. Output LEDs | Reset & ON/OFF Buttons

