

## FIEPOS BASIC 3-PHASE

3x 380-480 V AC/24-28 V DC, 300 and 500 W

FPT500.241-006-104

IP65/IP67 Power supply 3x380-480 V AC/24 V DC, 500 W

- IP54 or IP65/IP67
- Efficiency >95%
- Output power 360/600 W
- 600/1000 Wpeak 5s
- IO-Link or DC-OK relay



### PRODUCT DESCRIPTION

The FPT300 is an industrial grade power supply for 3-phase networks and is incorporated in to a rugged wall-mount housing with IP65/67 protection. It provides one floating, stabilized SELV/PELV output, which is galvanically separated from the input.

In case of an overload or load failure, the output offers hiccup-mode.

The most outstanding features of the FPS series are the compact size, the wide operational temperature range, the low input inrush current and the extremely high efficiencies, which are achieved by various technological design technologies.

### TECHNICAL DATA

#### INPUT DATA

Input voltage ac	380-480
Input voltage ac min	323 V AC
Input voltage ac max	552 V AC
Inrush current at 400 V ac typical	2 A
Power factor at 400 V ac, full load. Typical	0.94
Number of phases	3

#### OUTPUT DATA

Output voltage	24 V DC
Output voltage min	24 V DC
Output voltage max	28 V DC
Output current	20.8 A
Output current max	41.7 A

<b>Power</b>	500 W
--------------	-------

## EFFICIENCY / LIFETIME / MTBF

<b>Efficiency at 400 V ac, typical</b>	94.2 %
<b>Efficiency at 400 V ac, full load, typical</b>	95.8 %
<b>Lifetime at 400 V ac, full load and +40 ° C</b>	78000 h
<b>MTBF (IEC 61709) 400 V ac, max loan, +40 °C</b>	315000 h

## DIMENSIONS

<b>Width</b>	182 mm
<b>Height</b>	183 mm
<b>Depth</b>	59 mm
<b>Weight</b>	1.2 kg

## OTHER

<b>Approvals</b>	CB, CE, cULus
<b>Hold time at 400 V ac, typical full load</b>	24 ms
<b>IP class</b>	IP65, IP67
<b>Material protection</b>	Aluminium
<b>Supply frequency</b>	50-60 Hz $\pm$ 6 %
<b>Ripple max</b>	100 mV pp
<b>Series</b>	FIEPOS Basic
<b>Power consumption at 400 V ac</b>	1.1 A
<b>Temperature min without derating</b>	-25 °C
<b>Temperature max without derating</b>	55 °C

<b>Output connectors</b>	ASi Cable 1m, 2.5mm <sup>2</sup>
<b>Total output power &lt;+45°C</b>	600 W
<b>Total output power &lt;+55°C</b>	500 W
<b>Total output power &lt;+70°C</b>	350 W
<b>Total output power &lt;5 s, &lt;+55°C</b>	1000 W
<b>Total output power &lt;5 s, &lt;+70°C</b>	700 W
<b>Power drop from +55 °C to + 70 °C</b>	10 W/°C
<b>Active Transient</b>	Yes
<b>Back-feeding loads</b>	35V / 4 J
<b>DC relay output</b>	Yes

DC-OK/IO-link connector

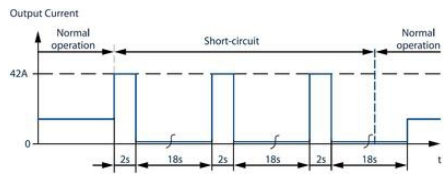
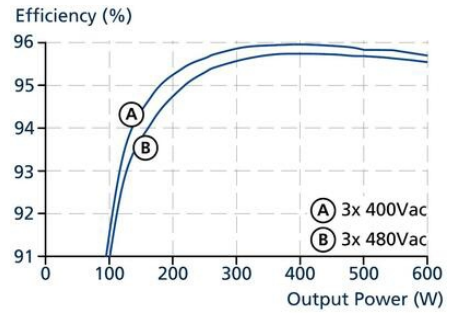
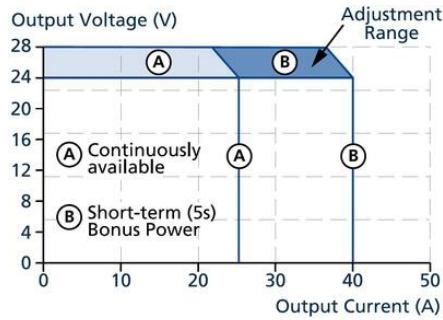
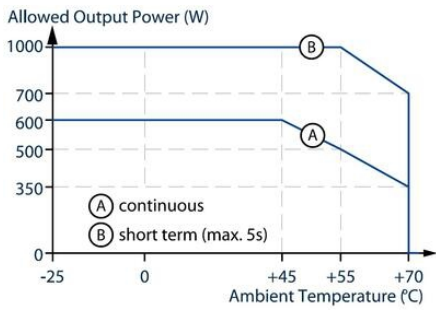
M12-A

Input connector

HAN Q4/2

IO-LINK

No



- A. Input Connector
- B. Output Connector
- C. DC-OK Signal Connector
- D. Status LED
- E. LED Bar
- F. Set Mode and Up and Down Button

