



## SUCO 0530 ELECTRONIC PRESSURE SWITCH

053060203B008  
PNP output (High Side), NO, 0-600 Bar, G 1/4 – DIN  
3852-A, Deutsch DT04-4P

- One switching output
- Stainless steel & titanium wetted parts
- Silicon-on-sapphire technology
- Factory set



### PRODUCT DESCRIPTION

The Suco high performance series of electronic pressure switches offers outstanding overpressure protection (up to 4x), long service life even under high pressure change rates whilst giving very low temperature error and excellent long-term stability. Using Silicon-on-sapphire technology for high reliability, EMC compatibility and accuracy there are five standard pressure ranges starting at 0-10 bar all the way up to 0-600 bar and a hysteresis of 0.2%-99.8%. Output option of PNP or NPN and the choice of normally open or normally closed with one switching output factory set (unadjustable by the user). The wetted parts are made of stainless steel and titanium in an all welded design ensuring excellent media compatibility with seven standard electrical connection options including Deutsch, DIN and M12 combined with eight standard thread type options.

Customer specific solutions are also available on request.

#### Application examples

- Automotive
- Braking systems
- Medical
- Mobile hydraulics
- Off highway
- Off-shore
- Rail

## TECHNICAL DATA

### GENERAL DATA

Adjustment range max	600 bar
Adjustment range min	0 bar
Electrical connection	Deutsch DT04-4P
Process connection	G1/4

<b>Function</b>	Normally open (SPST)
<b>Output</b>	PNP
<b>Burst pressure</b>	2000 bar
<b>Pressure max</b>	1650 bar

## TEMPERATURE & MATERIALS DATA


<b>Temperature of media from</b>	-40 °C
<b>Temperature of media to</b>	125 °C
<b>Temperature ambient from</b>	-40 °C
<b>Temperature ambient to</b>	100 °C
<b>Material of body</b>	Stainless steel 1.4305
<b>Material of wetted parts</b>	Stainless steel 1.4305, Titanium

## ADDITIONAL DATA

<b>Supply voltage dc max</b>	32 V DC
<b>Supply voltage dc min</b>	9.6 V DC
<b>Pressure rise</b>	≤ 5,000 bar/s
<b>Switching time</b>	< 2 ms
<b>Switching point adjustment range</b>	2 ... 100 % of the nominal pressure range Full Scale (FS), programmable at factory
<b>Weight</b>	80 g

## SAFETY & APPROVALS

<b>IP class</b>	IP67, IP6K9K
<b>Hysteresis</b>	2..99.8% of nominal pressure range (full scale), programmable at factory
<b>Shock resistance</b>	500m / s <sup>2</sup> ; 11 ms half sine wave; DIN EN 60068-2-27
<b>Vibration resistance</b>	20g: 4..2000 Hz sine wave, DIN EN 60068-2-6
<b>EMC</b>	EMC 2014/30/EU, EN 61000-6-2:2005, EN 61000-6-3:2007
<b>Accuracy</b>	±0.5 % of adjustment range (Full scale) at room temperature
<b>Long term stability</b>	±0.1 % of adjustment range (full scale) per year
<b>Mechanical life expectancy</b>	10,000,000 switching cycles at rise rates to 5,000 bar/s nominal pressure
<b>Repeatability</b>	±0.1 % full scale



DIN EN 175301-803-A	M 12 - DIN EN 61076-2-101 A	ISO 15176-A1-4.1	AMP Superseal																																								
<table><tr><th>Pin</th><th>Assignment</th></tr><tr><td>1</td><td>Ch+</td></tr><tr><td>2</td><td>Ch-</td></tr><tr><td>3</td><td>Ch0</td></tr><tr><td>4</td><td>Ch1</td></tr></table>	Pin	Assignment	1	Ch+	2	Ch-	3	Ch0	4	Ch1	<table><tr><th>Pin</th><th>Assignment</th></tr><tr><td>1</td><td>Ch+</td></tr><tr><td>2</td><td>Ch-</td></tr><tr><td>3</td><td>Ch0</td></tr><tr><td>4</td><td>Ch1</td></tr></table>	Pin	Assignment	1	Ch+	2	Ch-	3	Ch0	4	Ch1	<table><tr><th>Pin</th><th>Assignment</th></tr><tr><td>1</td><td>Ch+</td></tr><tr><td>2</td><td>Ch-</td></tr><tr><td>3</td><td>Ch0</td></tr><tr><td>4</td><td>Ch1</td></tr></table>	Pin	Assignment	1	Ch+	2	Ch-	3	Ch0	4	Ch1	<table><tr><th>Pin</th><th>Assignment</th></tr><tr><td>1</td><td>Ch+</td></tr><tr><td>2</td><td>Ch-</td></tr><tr><td>3</td><td>Ch0</td></tr><tr><td>4</td><td>Ch1</td></tr></table>	Pin	Assignment	1	Ch+	2	Ch-	3	Ch0	4	Ch1
Pin	Assignment																																										
1	Ch+																																										
2	Ch-																																										
3	Ch0																																										
4	Ch1																																										
Pin	Assignment																																										
1	Ch+																																										
2	Ch-																																										
3	Ch0																																										
4	Ch1																																										
Pin	Assignment																																										
1	Ch+																																										
2	Ch-																																										
3	Ch0																																										
4	Ch1																																										
Pin	Assignment																																										
1	Ch+																																										
2	Ch-																																										
3	Ch0																																										
4	Ch1																																										
<p>Pin 1: 10 / 16 mm<sup>2</sup></p> <p>Pin 2: 10 / 16 mm<sup>2</sup></p> <p>Pin 3: 10 / 16 mm<sup>2</sup></p> <p>Pin 4: 10 / 16 mm<sup>2</sup></p> <p>Order number: 001</p>	<p>Pin 1: 10 / 16 mm<sup>2</sup></p> <p>Pin 2: 10 / 16 mm<sup>2</sup></p> <p>Pin 3: 10 / 16 mm<sup>2</sup></p> <p>Pin 4: 10 / 16 mm<sup>2</sup></p> <p>Order number: 002</p>	<p>Pin 1: 10 / 16 mm<sup>2</sup></p> <p>Pin 2: 10 / 16 mm<sup>2</sup></p> <p>Pin 3: 10 / 16 mm<sup>2</sup></p> <p>Pin 4: 10 / 16 mm<sup>2</sup></p> <p>Order number: 003</p>	<p>Pin 1: 10 / 16 mm<sup>2</sup></p> <p>Pin 2: 10 / 16 mm<sup>2</sup></p> <p>Pin 3: 10 / 16 mm<sup>2</sup></p> <p>Pin 4: 10 / 16 mm<sup>2</sup></p> <p>Order number: 004</p>																																								
<b>DEUTSCH DT04-4P</b>	<b>DEUTSCH DT04-3P</b>	<b>Cable connection</b>																																									
<table><tr><th>Pin</th><th>Assignment</th></tr><tr><td>1</td><td>Ch+</td></tr><tr><td>2</td><td>Ch-</td></tr><tr><td>3</td><td>Ch0</td></tr><tr><td>4</td><td>Ch1</td></tr></table>	Pin	Assignment	1	Ch+	2	Ch-	3	Ch0	4	Ch1	<table><tr><th>Pin</th><th>Assignment</th></tr><tr><td>1</td><td>Ch+</td></tr><tr><td>2</td><td>Ch-</td></tr><tr><td>3</td><td>Ch0</td></tr><tr><td>4</td><td>Ch1</td></tr></table>	Pin	Assignment	1	Ch+	2	Ch-	3	Ch0	4	Ch1	<table><tr><th>Cable</th><th>Assignment</th></tr><tr><td>red</td><td>Ch+</td></tr><tr><td>white</td><td>Ch-</td></tr><tr><td>black</td><td>Ch0</td></tr><tr><td>black</td><td>Ch1</td></tr></table>		Cable	Assignment	red	Ch+	white	Ch-	black	Ch0	black	Ch1										
Pin	Assignment																																										
1	Ch+																																										
2	Ch-																																										
3	Ch0																																										
4	Ch1																																										
Pin	Assignment																																										
1	Ch+																																										
2	Ch-																																										
3	Ch0																																										
4	Ch1																																										
Cable	Assignment																																										
red	Ch+																																										
white	Ch-																																										
black	Ch0																																										
black	Ch1																																										
<p>Pin 1: 10 / 16 mm<sup>2</sup></p> <p>Pin 2: 10 / 16 mm<sup>2</sup></p> <p>Pin 3: 10 / 16 mm<sup>2</sup></p> <p>Pin 4: 10 / 16 mm<sup>2</sup></p> <p>Order number: 004</p>	<p>Pin 1: 10 / 16 mm<sup>2</sup></p> <p>Pin 2: 10 / 16 mm<sup>2</sup></p> <p>Pin 3: 10 / 16 mm<sup>2</sup></p> <p>Pin 4: 10 / 16 mm<sup>2</sup></p> <p>Order number: 005</p>	<p>Pin 1: 10 / 16 mm<sup>2</sup></p> <p>Pin 2: 10 / 16 mm<sup>2</sup></p> <p>Pin 3: 10 / 16 mm<sup>2</sup></p> <p>Pin 4: 10 / 16 mm<sup>2</sup></p> <p>Order number: 006</p>																																									
Thread code 41	Thread code 42	Thread code 43	Thread code 44																																								
Thread code 45	Thread code 46	Thread code 47	Thread code 48																																								



Fig. 22

Connection diagrams

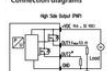


Fig. 23

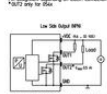


Fig. 24

Technical modifications and errors excepted.

DIN EN 175301-803-A	M 12 - DIN EN 61076-2-101 A	ISO 15176-A1-4.1	AMP Superseal																																								
<table><tr><th>Pin</th><th>Assignment</th></tr><tr><td>1</td><td>Ch+</td></tr><tr><td>2</td><td>Ch-</td></tr><tr><td>3</td><td>Ch0</td></tr><tr><td>4</td><td>Ch1</td></tr></table>	Pin	Assignment	1	Ch+	2	Ch-	3	Ch0	4	Ch1	<table><tr><th>Pin</th><th>Assignment</th></tr><tr><td>1</td><td>Ch+</td></tr><tr><td>2</td><td>Ch-</td></tr><tr><td>3</td><td>Ch0</td></tr><tr><td>4</td><td>Ch1</td></tr></table>	Pin	Assignment	1	Ch+	2	Ch-	3	Ch0	4	Ch1	<table><tr><th>Pin</th><th>Assignment</th></tr><tr><td>1</td><td>Ch+</td></tr><tr><td>2</td><td>Ch-</td></tr><tr><td>3</td><td>Ch0</td></tr><tr><td>4</td><td>Ch1</td></tr></table>	Pin	Assignment	1	Ch+	2	Ch-	3	Ch0	4	Ch1	<table><tr><th>Pin</th><th>Assignment</th></tr><tr><td>1</td><td>Ch+</td></tr><tr><td>2</td><td>Ch-</td></tr><tr><td>3</td><td>Ch0</td></tr><tr><td>4</td><td>Ch1</td></tr></table>	Pin	Assignment	1	Ch+	2	Ch-	3	Ch0	4	Ch1
Pin	Assignment																																										
1	Ch+																																										
2	Ch-																																										
3	Ch0																																										
4	Ch1																																										
Pin	Assignment																																										
1	Ch+																																										
2	Ch-																																										
3	Ch0																																										
4	Ch1																																										
Pin	Assignment																																										
1	Ch+																																										
2	Ch-																																										
3	Ch0																																										
4	Ch1																																										
Pin	Assignment																																										
1	Ch+																																										
2	Ch-																																										
3	Ch0																																										
4	Ch1																																										
<p>Pin 1: 10/16 mm<sup>2</sup></p> <p>Pin 2: 10/16 mm<sup>2</sup></p> <p>Pin 3: 10/16 mm<sup>2</sup></p> <p>Pin 4: 10/16 mm<sup>2</sup></p> <p>Order number: 001</p>	<p>Pin 1: 10/16 mm<sup>2</sup></p> <p>Pin 2: 10/16 mm<sup>2</sup></p> <p>Pin 3: 10/16 mm<sup>2</sup></p> <p>Pin 4: 10/16 mm<sup>2</sup></p> <p>Order number: 002</p>	<p>Pin 1: 10/16 mm<sup>2</sup></p> <p>Pin 2: 10/16 mm<sup>2</sup></p> <p>Pin 3: 10/16 mm<sup>2</sup></p> <p>Pin 4: 10/16 mm<sup>2</sup></p> <p>Order number: 003</p>	<p>Pin 1: 10/16 mm<sup>2</sup></p> <p>Pin 2: 10/16 mm<sup>2</sup></p> <p>Pin 3: 10/16 mm<sup>2</sup></p> <p>Pin 4: 10/16 mm<sup>2</sup></p> <p>Order number: 004</p>																																								
<b>DEUTSCH DT04-4P</b>	<b>DEUTSCH DT04-3P</b>	<b>Cable connection</b>																																									
<table><tr><th>Pin</th><th>Assignment</th></tr><tr><td>1</td><td>Ch+</td></tr><tr><td>2</td><td>Ch-</td></tr><tr><td>3</td><td>Ch0</td></tr><tr><td>4</td><td>Ch1</td></tr></table>	Pin	Assignment	1	Ch+	2	Ch-	3	Ch0	4	Ch1	<table><tr><th>Pin</th><th>Assignment</th></tr><tr><td>1</td><td>Ch+</td></tr><tr><td>2</td><td>Ch-</td></tr><tr><td>3</td><td>Ch0</td></tr><tr><td>4</td><td>Ch1</td></tr></table>	Pin	Assignment	1	Ch+	2	Ch-	3	Ch0	4	Ch1	<table><tr><th>Cable</th><th>Assignment</th></tr><tr><td>red</td><td>Ch+</td></tr><tr><td>white</td><td>Ch-</td></tr><tr><td>black</td><td>Ch0</td></tr><tr><td>black</td><td>Ch1</td></tr></table>		Cable	Assignment	red	Ch+	white	Ch-	black	Ch0	black	Ch1										
Pin	Assignment																																										
1	Ch+																																										
2	Ch-																																										
3	Ch0																																										
4	Ch1																																										
Pin	Assignment																																										
1	Ch+																																										
2	Ch-																																										
3	Ch0																																										
4	Ch1																																										
Cable	Assignment																																										
red	Ch+																																										
white	Ch-																																										
black	Ch0																																										
black	Ch1																																										
<p>Pin 1: 10/16 mm<sup>2</sup></p> <p>Pin 2: 10/16 mm<sup>2</sup></p> <p>Pin 3: 10/16 mm<sup>2</sup></p> <p>Pin 4: 10/16 mm<sup>2</sup></p> <p>Order number: 004</p>	<p>Pin 1: 10/16 mm<sup>2</sup></p> <p>Pin 2: 10/16 mm<sup>2</sup></p> <p>Pin 3: 10/16 mm<sup>2</sup></p> <p>Pin 4: 10/16 mm<sup>2</sup></p> <p>Order number: 005</p>	<p>Pin 1: 10/16 mm<sup>2</sup></p> <p>Pin 2: 10/16 mm<sup>2</sup></p> <p>Pin 3: 10/16 mm<sup>2</sup></p> <p>Pin 4: 10/16 mm<sup>2</sup></p> <p>Order number: 006</p>																																									
Thread code 41	Thread code 42	Thread code 43	Thread code 44																																								
Thread code 45	Thread code 46	Thread code 47	Thread code 48																																								



Fig. 22

Connection diagrams

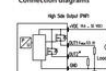


Fig. 23

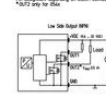


Fig. 24

Technical modifications and errors excepted.