



SUCO 0530 ELECTRONIC PRESSURE SWITCH

053025203B010
PNP output (High Side), NO, 0-250 Bar, G 1/4 – DIN
3852-A, Deutsch DT04-3P

- One switching output
- Stainless steel & titanium wetted parts
- Silicon-on-sapphire technology
- Factory set



PRODUCT DESCRIPTION

The Suco high performance series of electronic pressure switches offers outstanding overpressure protection (up to 4x), long service life even under high pressure change rates whilst giving very low temperature error and excellent long-term stability. Using Silicon-on-sapphire technology for high reliability, EMC compatibility and accuracy there are five standard pressure ranges starting at 0-10 bar all the way up to 0-600 bar and a hysteresis of 0.2%-99.8%. Output option of PNP or NPN and the choice of normally open or normally closed with one switching output factory set (unadjustable by the user). The wetted parts are made of stainless steel and titanium in an all welded design ensuring excellent media compatibility with seven standard electrical connection options including Deutsch, DIN and M12 combined with eight standard thread type options.

Customer specific solutions are also available on request.

Application examples

- Automotive
- Braking systems
- Medical
- Mobile hydraulics
- Off highway
- Off-shore
- Rail

TECHNICAL DATA

GENERAL DATA

Adjustment range max	250 bar
Adjustment range min	0 bar
Electrical connection	Deutsch DT04-3P
Process connection	G1/4

Function	Normally open (SPST)
Output	PNP
Burst pressure	2000 bar
Pressure max	1000 bar

TEMPERATURE & MATERIALS DATA


Temperature of media from	-40 °C
Temperature of media to	125 °C
Temperature ambient from	-40 °C
Temperature ambient to	100 °C
Material of body	Stainless steel 1.4305
Material of wetted parts	Stainless steel 1.4305, Titanium

ADDITIONAL DATA

Supply voltage dc max	32 V DC
Supply voltage dc min	9.6 V DC
Pressure rise	≤ 5,000 bar/s
Switching time	< 2 ms
Switching point adjustment range	2 ... 100 % of the nominal pressure range Full Scale (FS), programmable at factory
Weight	80 g

SAFETY & APPROVALS

IP class	IP67, IP6K9K
Hysteresis	2..99.8% of nominal pressure range (full scale), programmable at factory
Shock resistance	500m / s ² ; 11 ms half sine wave; DIN EN 60068-2-27
Vibration resistance	20g: 4..2000 Hz sine wave, DIN EN 60068-2-6
EMC	EMC 2014/30/EU, EN 61000-6-2:2005, EN 61000-6-3:2007
Accuracy	±0.5 % of adjustment range (Full scale) at room temperature
Long term stability	±0.1 % of adjustment range (full scale) per year
Mechanical life expectancy	10,000,000 switching cycles at rise rates to 5,000 bar/s nominal pressure
Repeatability	±0.1 % full scale



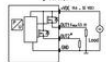
DIN EN 175301-803-A	M 12 - DIN EN 61076-2-101 A	ISO 15176-A1-4.1	AMP Superseal																																								
<table><tr><th>Pin</th><th>Assignment</th></tr><tr><td>1</td><td>Ch+</td></tr><tr><td>2</td><td>Ch-</td></tr><tr><td>3</td><td>Gnd</td></tr><tr><td>4</td><td>Ch+</td></tr></table>	Pin	Assignment	1	Ch+	2	Ch-	3	Gnd	4	Ch+	<table><tr><th>Pin</th><th>Assignment</th></tr><tr><td>1</td><td>Ch+</td></tr><tr><td>2</td><td>Ch-</td></tr><tr><td>3</td><td>Gnd</td></tr><tr><td>4</td><td>Ch+</td></tr></table>	Pin	Assignment	1	Ch+	2	Ch-	3	Gnd	4	Ch+	<table><tr><th>Pin</th><th>Assignment</th></tr><tr><td>1</td><td>Ch+</td></tr><tr><td>2</td><td>Ch-</td></tr><tr><td>3</td><td>Gnd</td></tr><tr><td>4</td><td>Ch+</td></tr></table>	Pin	Assignment	1	Ch+	2	Ch-	3	Gnd	4	Ch+	<table><tr><th>Pin</th><th>Assignment</th></tr><tr><td>1</td><td>Ch+</td></tr><tr><td>2</td><td>Ch-</td></tr><tr><td>3</td><td>Gnd</td></tr><tr><td>4</td><td>Ch+</td></tr></table>	Pin	Assignment	1	Ch+	2	Ch-	3	Gnd	4	Ch+
Pin	Assignment																																										
1	Ch+																																										
2	Ch-																																										
3	Gnd																																										
4	Ch+																																										
Pin	Assignment																																										
1	Ch+																																										
2	Ch-																																										
3	Gnd																																										
4	Ch+																																										
Pin	Assignment																																										
1	Ch+																																										
2	Ch-																																										
3	Gnd																																										
4	Ch+																																										
Pin	Assignment																																										
1	Ch+																																										
2	Ch-																																										
3	Gnd																																										
4	Ch+																																										
Pin1 1 2 3 4 Pin2 1 2 3 4 Pin3 1 2 3 4 Pin4 1 2 3 4	Pin1 1 2 3 4 Pin2 1 2 3 4 Pin3 1 2 3 4 Pin4 1 2 3 4	Pin1 1 2 3 4 Pin2 1 2 3 4 Pin3 1 2 3 4 Pin4 1 2 3 4	Pin1 1 2 3 4 Pin2 1 2 3 4 Pin3 1 2 3 4 Pin4 1 2 3 4																																								
• 62.7 mm max • 12.5 mm Order number: 001	• 54 mm • 12.5 mm Order number: 002	• 65 mm max • 12.5 mm Order number: 003	• 71 mm • 12.5 mm Order number: 007																																								
* without cable width = 50 mm, with cable width = 10 mm																																											
DEUTSCH DT04-4P 	DEUTSCH DT04-3P 	Cable connection 																																									
<table><tr><th>Pin</th><th>Assignment</th></tr><tr><td>1</td><td>Ch+</td></tr><tr><td>2</td><td>Ch-</td></tr><tr><td>3</td><td>Gnd</td></tr><tr><td>4</td><td>Ch+</td></tr></table>	Pin	Assignment	1	Ch+	2	Ch-	3	Gnd	4	Ch+	<table><tr><th>Pin</th><th>Assignment</th></tr><tr><td>1</td><td>Ch+</td></tr><tr><td>2</td><td>Ch-</td></tr><tr><td>3</td><td>Gnd</td></tr></table>	Pin	Assignment	1	Ch+	2	Ch-	3	Gnd	<table><tr><th>Cable</th><th>Assignment</th></tr><tr><td>red</td><td>Ch+</td></tr><tr><td>white</td><td>Ch-</td></tr><tr><td>black</td><td>Gnd</td></tr></table>	Cable	Assignment	red	Ch+	white	Ch-	black	Gnd															
Pin	Assignment																																										
1	Ch+																																										
2	Ch-																																										
3	Gnd																																										
4	Ch+																																										
Pin	Assignment																																										
1	Ch+																																										
2	Ch-																																										
3	Gnd																																										
Cable	Assignment																																										
red	Ch+																																										
white	Ch-																																										
black	Gnd																																										
• 58 mm • 12.5 mm Order number: 004	• 58 mm • 12.5 mm Order number: 010	• 64 mm in 20 inch panel depth cable length = 2 m • 12.2 mm Order number: 011																																									



See 221

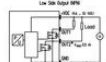
Connection diagrams

up to 100 VDC



Pin assignment depending on each connector

100VDC up to 100VDC



Pin assignment depending on each connector

100VDC up to 100VDC

Technical modifications and errors excepted.

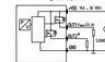
EN 175301-803-A	M 12 - EN 61076-2-101 A	ISO 15176-A1-4.1	AMP Superseal																																								
<table><tr><th>Pin</th><th>Assignment</th></tr><tr><td>1</td><td>Ch+</td></tr><tr><td>2</td><td>Ch-</td></tr><tr><td>3</td><td>Gnd</td></tr><tr><td>4</td><td>Ch+</td></tr></table>	Pin	Assignment	1	Ch+	2	Ch-	3	Gnd	4	Ch+	<table><tr><th>Pin</th><th>Assignment</th></tr><tr><td>1</td><td>Ch+</td></tr><tr><td>2</td><td>Ch-</td></tr><tr><td>3</td><td>Gnd</td></tr><tr><td>4</td><td>Ch+</td></tr></table>	Pin	Assignment	1	Ch+	2	Ch-	3	Gnd	4	Ch+	<table><tr><th>Pin</th><th>Assignment</th></tr><tr><td>1</td><td>Ch+</td></tr><tr><td>2</td><td>Ch-</td></tr><tr><td>3</td><td>Gnd</td></tr><tr><td>4</td><td>Ch+</td></tr></table>	Pin	Assignment	1	Ch+	2	Ch-	3	Gnd	4	Ch+	<table><tr><th>Pin</th><th>Assignment</th></tr><tr><td>1</td><td>Ch+</td></tr><tr><td>2</td><td>Ch-</td></tr><tr><td>3</td><td>Gnd</td></tr><tr><td>4</td><td>Ch+</td></tr></table>	Pin	Assignment	1	Ch+	2	Ch-	3	Gnd	4	Ch+
Pin	Assignment																																										
1	Ch+																																										
2	Ch-																																										
3	Gnd																																										
4	Ch+																																										
Pin	Assignment																																										
1	Ch+																																										
2	Ch-																																										
3	Gnd																																										
4	Ch+																																										
Pin	Assignment																																										
1	Ch+																																										
2	Ch-																																										
3	Gnd																																										
4	Ch+																																										
Pin	Assignment																																										
1	Ch+																																										
2	Ch-																																										
3	Gnd																																										
4	Ch+																																										
IP67 • Ø = 12 mm Order number: 001 * without cable width = 50 mm, with cable width = 10 mm	IP67 • Ø = 12 mm Order number: 002 * without cable width = 50 mm, with cable width = 10 mm	IP67, IP69K • Ø = 12 mm Order number: 003 * without cable width = 50 mm, with cable width = 10 mm	IP67 • Ø = 12 mm Order number: 004 * without cable width = 50 mm, with cable width = 10 mm																																								
Cable connection																																											
<table><tr><th>Pin</th><th>Assignment</th></tr><tr><td>1</td><td>Ch+</td></tr><tr><td>2</td><td>Ch-</td></tr><tr><td>3</td><td>Gnd</td></tr><tr><td>4</td><td>Ch+</td></tr></table>	Pin	Assignment	1	Ch+	2	Ch-	3	Gnd	4	Ch+	<table><tr><th>Pin</th><th>Assignment</th></tr><tr><td>1</td><td>Ch+</td></tr><tr><td>2</td><td>Ch-</td></tr><tr><td>3</td><td>Gnd</td></tr></table>	Pin	Assignment	1	Ch+	2	Ch-	3	Gnd	<table><tr><th>Cable</th><th>Assignment</th></tr><tr><td>red</td><td>Ch+</td></tr><tr><td>white</td><td>Ch-</td></tr><tr><td>black</td><td>Gnd</td></tr></table>	Cable	Assignment	red	Ch+	white	Ch-	black	Gnd															
Pin	Assignment																																										
1	Ch+																																										
2	Ch-																																										
3	Gnd																																										
4	Ch+																																										
Pin	Assignment																																										
1	Ch+																																										
2	Ch-																																										
3	Gnd																																										
Cable	Assignment																																										
red	Ch+																																										
white	Ch-																																										
black	Gnd																																										
IP67, IP69K • Ø = 12 mm Order number: 004	IP67, IP69K • Ø = 12 mm Order number: 005 * without cable width = 50 mm, with cable width = 10 mm	IP67 • Ø = 12 mm Order number: 006 * without cable width = 50 mm, with cable width = 10 mm																																									
Thread code: 41	Thread code: 03	Thread code: 04	Thread code: 09																																								
Thread code: 05	Thread code: 06	Thread code: 21	Thread code: 42																																								



See 221

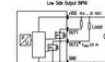
Connection diagrams

up to 100 VDC



Pin assignment depending on each connector

100VDC up to 100VDC



Pin assignment depending on each connector

100VDC up to 100VDC

Technical modifications and errors excepted.