



SUCO 0530 ELECTRONIC PRESSURE SWITCH

053010220B011

PNP output (High Side), NO, 0-100 Bar, 7/16 – 20 UNF,
Cable connection

- One switching output
- Stainless steel & titanium wetted parts
- Silicon-on-sapphire technology
- Factory set



PRODUCT DESCRIPTION

The Suco high performance series of electronic pressure switches offers outstanding overpressure protection (up to 4x), long service life even under high pressure change rates whilst giving very low temperature error and excellent long-term stability. Using Silicon-on-sapphire technology for high reliability, EMC compatibility and accuracy there are five standard pressure ranges starting at 0-10 bar all the way up to 0-600 bar and a hysteresis of 0.2%-99.8%. Output option of PNP or NPN and the choice of normally open or normally closed with one switching output factory set (unadjustable by the user). The wetted parts are made of stainless steel and titanium in an all welded design ensuring excellent media compatibility with seven standard electrical connection options including Deutsch, DIN and M12 combined with eight standard thread type options.

Customer specific solutions are also available on request.

Application examples

- Automotive
- Braking systems
- Medical
- Mobile hydraulics
- Off highway
- Off-shore
- Rail

TECHNICAL DATA

GENERAL DATA

Adjustment range max	100 bar
Adjustment range min	0 bar
Electrical connection	Embedded 2m cable
Function	Normally open (SPST)

Output	PNP
Burst pressure	800 bar
Pressure max	400 bar

TEMPERATURE & MATERIALS DATA


Temperature of media from	-40 °C
Temperature of media to	125 °C
Temperature ambient from	-40 °C
Temperature ambient to	100 °C
Material of body	Stainless steel 1.4305
Material of wetted parts	Stainless steel 1.4305, Titanium

ADDITIONAL DATA

Supply voltage dc max	32 V DC
Supply voltage dc min	9.6 V DC
Pressure rise	≤ 5,000 bar/s
Switching time	< 2 ms
Switching point adjustment range	2 ... 100 % of the nominal pressure range Full Scale (FS), programmable at factory
Weight	135 g

SAFETY & APPROVALS

IP class	IP67
Hysteresis	2..99.8% of nominal pressure range (full scale), programmable at factory
Shock resistance	500m / s ² ; 11 ms half sine wave; DIN EN 60068-2-27
Vibration resistance	20g: 4..2000 Hz sine wave, DIN EN 60068-2-6
EMC	EMC 2014/30/EU, EN 61000-6-2:2005, EN 61000-6-3:2007
Accuracy	±0.5 % of adjustment range (Full scale) at room temperature
Long term stability	±0.1 % of adjustment range (full scale) per year
Mechanical life expectancy	10,000,000 switching cycles at rise rates to 5,000 bar/s nominal pressure
Repeatability	±0.1 % full scale

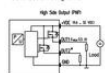


DIN EN 175301-803-A <table><tr><th>Pin</th><th>Assignment</th></tr><tr><td>1</td><td>U₁+</td></tr><tr><td>2</td><td>U₁-</td></tr><tr><td>3</td><td>Out</td></tr><tr><td>4</td><td>Out</td></tr><tr><td>5</td><td>Out</td></tr></table> <p>IP67 • 62 / 76 mm² • 10 mm • 10 mm Order number: 001 <small>*without cable length = 10 m, with cable length = 10 m</small></p>	Pin	Assignment	1	U ₁ +	2	U ₁ -	3	Out	4	Out	5	Out	M 12 - DIN EN 61076-2-101-A <table><tr><th>Pin</th><th>Assignment</th></tr><tr><td>1</td><td>U₁+</td></tr><tr><td>2</td><td>U₁-</td></tr><tr><td>3</td><td>Out</td></tr><tr><td>4</td><td>Out</td></tr><tr><td>5</td><td>Out</td></tr></table> <p>IP67 • 54 mm • 10 mm • 10 mm Order number: 002 <small>*without cable length = 10 m, with cable length = 10 m</small></p>	Pin	Assignment	1	U ₁ +	2	U ₁ -	3	Out	4	Out	5	Out	ISO 15176-A1-4.1 <table><tr><th>Pin</th><th>Assignment</th></tr><tr><td>1</td><td>U₁+</td></tr><tr><td>2</td><td>U₁-</td></tr><tr><td>3</td><td>Out</td></tr><tr><td>4</td><td>Out</td></tr><tr><td>5</td><td>Out</td></tr></table> <p>IP67 • 65 mm • 10 mm • 10 mm Order number: 004 <small>*without cable length = 10 m, with cable length = 10 m</small></p>	Pin	Assignment	1	U ₁ +	2	U ₁ -	3	Out	4	Out	5	Out	AMP Superseal <table><tr><th>Pin</th><th>Assignment</th></tr><tr><td>1</td><td>U₁+</td></tr><tr><td>2</td><td>U₁-</td></tr><tr><td>3</td><td>Out</td></tr><tr><td>4</td><td>Out</td></tr><tr><td>5</td><td>Out</td></tr></table> <p>IP67 • 71 mm • 10 mm • 10 mm Order number: 003 <small>*without cable length = 10 m, with cable length = 10 m</small></p>	Pin	Assignment	1	U ₁ +	2	U ₁ -	3	Out	4	Out	5	Out
Pin	Assignment																																																		
1	U ₁ +																																																		
2	U ₁ -																																																		
3	Out																																																		
4	Out																																																		
5	Out																																																		
Pin	Assignment																																																		
1	U ₁ +																																																		
2	U ₁ -																																																		
3	Out																																																		
4	Out																																																		
5	Out																																																		
Pin	Assignment																																																		
1	U ₁ +																																																		
2	U ₁ -																																																		
3	Out																																																		
4	Out																																																		
5	Out																																																		
Pin	Assignment																																																		
1	U ₁ +																																																		
2	U ₁ -																																																		
3	Out																																																		
4	Out																																																		
5	Out																																																		
DEUTSCH DT04-4P <table><tr><th>Pin</th><th>Assignment</th></tr><tr><td>1</td><td>U₁+</td></tr><tr><td>2</td><td>U₁-</td></tr><tr><td>3</td><td>Out</td></tr><tr><td>4</td><td>Out</td></tr></table> <p>IP67 • 38 mm • 10 mm • 10 mm Order number: 008 <small>*without cable length = 10 m, with cable length = 10 m</small></p>	Pin	Assignment	1	U ₁ +	2	U ₁ -	3	Out	4	Out	DEUTSCH DT04-3P <table><tr><th>Pin</th><th>Assignment</th></tr><tr><td>1</td><td>U₁+</td></tr><tr><td>2</td><td>U₁-</td></tr><tr><td>3</td><td>Out</td></tr><tr><td>4</td><td>Out</td></tr></table> <p>IP67 • 38 mm • 10 mm • 10 mm Order number: 009 <small>*without cable length = 10 m, with cable length = 10 m</small></p>	Pin	Assignment	1	U ₁ +	2	U ₁ -	3	Out	4	Out	Cable connection <table><tr><th>Cable</th><th>Assignment</th></tr><tr><td>1</td><td>U₁+</td></tr><tr><td>2</td><td>U₁-</td></tr><tr><td>3</td><td>Out</td></tr><tr><td>4</td><td>Out</td></tr></table> <p>IP67 • 68 mm • 10 mm • 10 mm Order number: 011 <small>*without cable length = 10 m, with cable length = 10 m</small></p>	Cable	Assignment	1	U ₁ +	2	U ₁ -	3	Out	4	Out																			
Pin	Assignment																																																		
1	U ₁ +																																																		
2	U ₁ -																																																		
3	Out																																																		
4	Out																																																		
Pin	Assignment																																																		
1	U ₁ +																																																		
2	U ₁ -																																																		
3	Out																																																		
4	Out																																																		
Cable	Assignment																																																		
1	U ₁ +																																																		
2	U ₁ -																																																		
3	Out																																																		
4	Out																																																		
Thread code 41 <p>IP67 • 38 mm • 10 mm • 10 mm Order number: 008 <small>*without cable length = 10 m, with cable length = 10 m</small></p>	Thread code 08 <p>IP67 • 38 mm • 10 mm • 10 mm Order number: 009 <small>*without cable length = 10 m, with cable length = 10 m</small></p>	Thread code 04 <p>IP67 • 38 mm • 10 mm • 10 mm Order number: 011 <small>*without cable length = 10 m, with cable length = 10 m</small></p>	Thread code 09 <p>IP67 • 38 mm • 10 mm • 10 mm Order number: 011 <small>*without cable length = 10 m, with cable length = 10 m</small></p>																																																
Thread code 20 <p>IP67 • 38 mm • 10 mm • 10 mm Order number: 020 <small>*without cable length = 10 m, with cable length = 10 m</small></p>	Thread code 20 <p>IP67 • 38 mm • 10 mm • 10 mm Order number: 020 <small>*without cable length = 10 m, with cable length = 10 m</small></p>	Thread code 21 <p>IP67 • 38 mm • 10 mm • 10 mm Order number: 021 <small>*without cable length = 10 m, with cable length = 10 m</small></p>	Thread code 20 <p>IP67 • 38 mm • 10 mm • 10 mm Order number: 020 <small>*without cable length = 10 m, with cable length = 10 m</small></p>																																																



hex 221

Connection diagrams



Pin assignment depending on each connector



Pin assignment depending on each connector

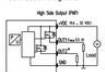
Technical modifications and errors excepted.

DIN EN 175301-803-A <table><tr><th>Pin</th><th>Assignment</th></tr><tr><td>1</td><td>U₁+</td></tr><tr><td>2</td><td>U₁-</td></tr><tr><td>3</td><td>Out</td></tr><tr><td>4</td><td>Out</td></tr><tr><td>5</td><td>Out</td></tr></table> <p>IP67 • - 62 / 76 mm² • - 10 mm • - 10 mm Order number: 001 <small>*without cable length = 10 m, with cable length = 10 m</small></p>	Pin	Assignment	1	U ₁ +	2	U ₁ -	3	Out	4	Out	5	Out	M 12 - DIN EN 61076-2-101-A <table><tr><th>Pin</th><th>Assignment</th></tr><tr><td>1</td><td>U₁+</td></tr><tr><td>2</td><td>U₁-</td></tr><tr><td>3</td><td>Out</td></tr><tr><td>4</td><td>Out</td></tr><tr><td>5</td><td>Out</td></tr></table> <p>IP67 • - 54 mm • - 10 mm • - 10 mm Order number: 002 <small>*without cable length = 10 m, with cable length = 10 m</small></p>	Pin	Assignment	1	U ₁ +	2	U ₁ -	3	Out	4	Out	5	Out	ISO 15176-A1-4.1 <table><tr><th>Pin</th><th>Assignment</th></tr><tr><td>1</td><td>U₁+</td></tr><tr><td>2</td><td>U₁-</td></tr><tr><td>3</td><td>Out</td></tr><tr><td>4</td><td>Out</td></tr><tr><td>5</td><td>Out</td></tr></table> <p>IP67, IP69K • - 65 mm • - 10 mm • - 10 mm Order number: 004 <small>*without cable length = 10 m, with cable length = 10 m</small></p>	Pin	Assignment	1	U ₁ +	2	U ₁ -	3	Out	4	Out	5	Out	AMP Superseal <table><tr><th>Pin</th><th>Assignment</th></tr><tr><td>1</td><td>U₁+</td></tr><tr><td>2</td><td>U₁-</td></tr><tr><td>3</td><td>Out</td></tr><tr><td>4</td><td>Out</td></tr><tr><td>5</td><td>Out</td></tr></table> <p>IP67 • - 71 mm • - 10 mm • - 10 mm Order number: 003 <small>*without cable length = 10 m, with cable length = 10 m</small></p>	Pin	Assignment	1	U ₁ +	2	U ₁ -	3	Out	4	Out	5	Out
Pin	Assignment																																																		
1	U ₁ +																																																		
2	U ₁ -																																																		
3	Out																																																		
4	Out																																																		
5	Out																																																		
Pin	Assignment																																																		
1	U ₁ +																																																		
2	U ₁ -																																																		
3	Out																																																		
4	Out																																																		
5	Out																																																		
Pin	Assignment																																																		
1	U ₁ +																																																		
2	U ₁ -																																																		
3	Out																																																		
4	Out																																																		
5	Out																																																		
Pin	Assignment																																																		
1	U ₁ +																																																		
2	U ₁ -																																																		
3	Out																																																		
4	Out																																																		
5	Out																																																		
DEUTSCH DT04-4P <table><tr><th>Pin</th><th>Assignment</th></tr><tr><td>1</td><td>U₁+</td></tr><tr><td>2</td><td>U₁-</td></tr><tr><td>3</td><td>Out</td></tr><tr><td>4</td><td>Out</td></tr></table> <p>IP67, IP69K • - 38 mm • - 10 mm • - 10 mm Order number: 008 <small>*without cable length = 10 m, with cable length = 10 m</small></p>	Pin	Assignment	1	U ₁ +	2	U ₁ -	3	Out	4	Out	DEUTSCH DT04-3P <table><tr><th>Pin</th><th>Assignment</th></tr><tr><td>1</td><td>U₁+</td></tr><tr><td>2</td><td>U₁-</td></tr><tr><td>3</td><td>Out</td></tr><tr><td>4</td><td>Out</td></tr></table> <p>IP67, IP69K • - 38 mm • - 10 mm • - 10 mm Order number: 009 <small>*without cable length = 10 m, with cable length = 10 m</small></p>	Pin	Assignment	1	U ₁ +	2	U ₁ -	3	Out	4	Out	Cable connection <table><tr><th>Cable</th><th>Assignment</th></tr><tr><td>1</td><td>U₁+</td></tr><tr><td>2</td><td>U₁-</td></tr><tr><td>3</td><td>Out</td></tr><tr><td>4</td><td>Out</td></tr></table> <p>IP67 • - 68 mm • - 10 mm • - 10 mm Order number: 011 <small>*without cable length = 10 m, with cable length = 10 m</small></p>	Cable	Assignment	1	U ₁ +	2	U ₁ -	3	Out	4	Out																			
Pin	Assignment																																																		
1	U ₁ +																																																		
2	U ₁ -																																																		
3	Out																																																		
4	Out																																																		
Pin	Assignment																																																		
1	U ₁ +																																																		
2	U ₁ -																																																		
3	Out																																																		
4	Out																																																		
Cable	Assignment																																																		
1	U ₁ +																																																		
2	U ₁ -																																																		
3	Out																																																		
4	Out																																																		
Thread code 41 <p>IP67 • - 38 mm • - 10 mm • - 10 mm Order number: 008 <small>*without cable length = 10 m, with cable length = 10 m</small></p>	Thread code 08 <p>IP67 • - 38 mm • - 10 mm • - 10 mm Order number: 009 <small>*without cable length = 10 m, with cable length = 10 m</small></p>	Thread code 04 <p>IP67 • - 38 mm • - 10 mm • - 10 mm Order number: 011 <small>*without cable length = 10 m, with cable length = 10 m</small></p>	Thread code 09 <p>IP67 • - 38 mm • - 10 mm • - 10 mm Order number: 011 <small>*without cable length = 10 m, with cable length = 10 m</small></p>																																																
Thread code 20 <p>IP67 • - 38 mm • - 10 mm • - 10 mm Order number: 010 <small>*without cable length = 10 m, with cable length = 10 m</small></p>	Thread code 20 <p>IP67 • - 38 mm • - 10 mm • - 10 mm Order number: 010 <small>*without cable length = 10 m, with cable length = 10 m</small></p>	Thread code 21 <p>IP67 • - 38 mm • - 10 mm • - 10 mm Order number: 010 <small>*without cable length = 10 m, with cable length = 10 m</small></p>	Thread code 21 <p>IP67 • - 38 mm • - 10 mm • - 10 mm Order number: 010 <small>*without cable length = 10 m, with cable length = 10 m</small></p>																																																



hex 221

Connection diagrams



Pin assignment depending on each connector



Pin assignment depending on each connector

Technical modifications and errors excepted.