



SUCO 0530 ELECTRONIC PRESSURE SWITCH

053010220B004

PNP output (High Side), NO, 0-100 Bar, 7/16 – 20 UNF,
Bayonet ISO 15170-A1-4.1

- One switching output
- Stainless steel & titanium wetted parts
- Silicon-on-sapphire technology
- Factory set



PRODUCT DESCRIPTION

The Suco high performance series of electronic pressure switches offers outstanding overpressure protection (up to 4x), long service life even under high pressure change rates whilst giving very low temperature error and excellent long-term stability. Using Silicon-on-sapphire technology for high reliability, EMC compatibility and accuracy there are five standard pressure ranges starting at 0-10 bar all the way up to 0-600 bar and a hysteresis of 0.2%-99.8%. Output option of PNP or NPN and the choice of normally open or normally closed with one switching output factory set (unadjustable by the user). The wetted parts are made of stainless steel and titanium in an all welded design ensuring excellent media compatibility with seven standard electrical connection options including Deutsch, DIN and M12 combined with eight standard thread type options.

Customer specific solutions are also available on request.

Application examples

- Automotive
- Braking systems
- Medical
- Mobile hydraulics
- Off highway
- Off-shore
- Rail

TECHNICAL DATA

GENERAL DATA

Adjustment range max	100 bar
Adjustment range min	0 bar
Function	Normally open (SPST)
Output	PNP
Burst pressure	800 bar

Pressure max	400 bar
--------------	---------

TEMPERATURE & MATERIALS DATA


Temperature of media from	-40 °C
Temperature of media to	125 °C
Temperature ambient from	-40 °C
Temperature ambient to	100 °C
Material of body	Stainless steel 1.4305
Material of wetted parts	Stainless steel 1.4305, Titanium

ADDITIONAL DATA

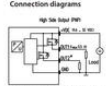
Supply voltage dc max	32 V DC
Supply voltage dc min	9.6 V DC
Pressure rise	≤ 5,000 bar/s
Switching time	< 2 ms
Switching point adjustment range	2 ... 100 % of the nominal pressure range Full Scale (FS), programmable at factory
Weight	80 g

SAFETY & APPROVALS

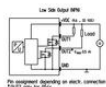
IP class	IP67, IP6K9K
Hysteresis	2..99.8% of nominal pressure range (full scale), programmable at factory
Shock resistance	500m / s ² ; 11 ms half sine wave; DIN EN 60068-2-27
Vibration resistance	20g: 4..2000 Hz sine wave, DIN EN 60068-2-6
EMC	EMC 2014/30/EU, EN 61000-6-2:2005, EN 61000-6-3:2007
Accuracy	±0.5 % of adjustment range (Full scale) at room temperature
Long term stability	±0.1 % of adjustment range (full scale) per year
Mechanical life expectancy	10,000,000 switching cycles at rise rates to 5,000 bar/s nominal pressure
Repeatability	±0.1 % full scale



Page 22



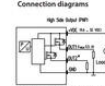
Pin assignment depending on elect. connector
 *0172 only for 014x



Technical modifications and errors excepted.

EN DIN 17130-803-A		M 12 - DIN EN 61576-2-101-A		ISO 15170-A1-1		AMP Superseal	
Pin	Assignment	Pin	Assignment	Pin	Assignment	Pin	Assignment
1	Grnd	1	Utx	1	Utx	1	Grnd
2	Grnd	2	Grnd	2	Grnd	2	Grnd
3	Grnd	3	Grnd	3	Grnd	3	Grnd
4	Grnd	4	Grnd	4	Grnd	4	Utx
IP67		IP67		IP67		IP67	
N = 30 / 76 mm ³		N = 54 mm		N = 65 mm (male)		N = 71 mm	
Order number: 001		Order number: 002		Order number: 006		Order number: 007	
* without copper jacket / 1 - 75 mm							
DEUTSCH DT04-4P		DEUTSCH DT04-3P		Cable connection			
Pin	Assignment	Pin	Assignment	Cable			
1	Grnd	1	Utx	4			
2	Grnd	2	Grnd	3			
3	Grnd	3	Grnd	2			
4	Grnd	4	Grnd	1			
IP67		IP67		IP67			
N = 54 mm		N = 58 mm		N = 64 mm (male)			
Order number: 004		Order number: 010		Order number: 011			
				N = 68 mm (male)			
				N = 72 mm (male)			
				N = 72 mm (male)			
Thread code: 41		Thread code: 03		Thread code: 04		Thread code: 09	
Thread code: 08		Thread code: 02		Thread code: 21		Thread code: 05	

Page 22



Pin assignment depending on elect. connect.
*0.072 inch for 0544



Technical modifications and errors excepted.

[illegible]