



## SUCO 0530 ELECTRONIC PRESSURE SWITCH

053010141B010

PNP output (High Side), NO, 0-10 Bar, G 1/4 – DIN EN

ISO 1179-2, Deutsch DT04-3P

- One switching output
- Stainless steel & titanium wetted parts
- Silicon-on-sapphire technology
- Factory set



### PRODUCT DESCRIPTION

The Suco high performance series of electronic pressure switches offers outstanding overpressure protection (up to 4x), long service life even under high pressure change rates whilst giving very low temperature error and excellent long-term stability. Using Silicon-on-sapphire technology for high reliability, EMC compatibility and accuracy there are five standard pressure ranges starting at 0-10 bar all the way up to 0-600 bar and a hysteresis of 0.2%-99.8%. Output option of PNP or NPN and the choice of normally open or normally closed with one switching output factory set (unadjustable by the user). The wetted parts are made of stainless steel and titanium in an all welded design ensuring excellent media compatibility with seven standard electrical connection options including Deutsch, DIN and M12 combined with eight standard thread type options.

Customer specific solutions are also available on request.

#### Application examples

- Automotive
- Braking systems
- Medical
- Mobile hydraulics
- Off highway
- Off-shore
- Rail

## TECHNICAL DATA

### GENERAL DATA

Adjustment range max	10 bar
Adjustment range min	0 bar
Electrical connection	Deutsch DT04-3P
Process connection	G1/4

<b>Function</b>	Normally open (SPST)
<b>Output</b>	PNP
<b>Burst pressure</b>	80 bar
<b>Pressure max</b>	40 bar

## TEMPERATURE & MATERIALS DATA

<b>Temperature of media from</b>	-40 °C
<b>Temperature of media to</b>	125 °C
<b>Temperature ambient from</b>	-40 °C
<b>Temperature ambient to</b>	100 °C
<b>Material of body</b>	Stainless steel 1.4305
<b>Material of wetted parts</b>	Stainless steel 1.4305, Titanium

## ADDITIONAL DATA

<b>Supply voltage dc max</b>	32 V DC
<b>Supply voltage dc min</b>	9.6 V DC
<b>Pressure rise</b>	≤ 5,000 bar/s
<b>Switching time</b>	< 2 ms
<b>Switching point adjustment range</b>	2 ... 100 % of the nominal pressure range Full Scale (FS), programmable at factory
<b>Weight</b>	80 g

## SAFETY & APPROVALS

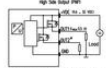
<b>IP class</b>	IP67, IP6K9K
<b>Hysteresis</b>	2..99.8% of nominal pressure range (full scale), programmable at factory
<b>Shock resistance</b>	500m / s <sup>2</sup> ; 11 ms half sine wave; DIN EN 60068-2-27
<b>Vibration resistance</b>	20g: 4..2000 Hz sine wave, DIN EN 60068-2-6
<b>EMC</b>	EMC 2014/30/EU, EN 61000-6-2:2005, EN 61000-6-3:2007
<b>Accuracy</b>	±0.5 % of adjustment range (Full scale) at room temperature
<b>Long term stability</b>	±0.1 % of adjustment range (full scale) per year
<b>Mechanical life expectancy</b>	10,000,000 switching cycles at rise rates to 5,000 bar/s nominal pressure
<b>Repeatability</b>	±0.1 % full scale



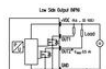
DIN EN 175301-803-A	M 12 - DIN EN 61076-2-101 A	ISO 15176-A1-4.1	AMP Superseal
Pin Assignment 1 Out 2 Out 3 Gnd 4 Out PS	Pin Assignment 1 Out 2 Out 3 Gnd 4 Out PS	Pin Assignment 1 Out 2 Out 3 Gnd 4 Out PS	Pin Assignment 1 Out 2 Out 3 Gnd 4 Out PS
Pinout 1 Out 2 Out 3 Gnd 4 Out PS	Pinout 1 Out 2 Out 3 Gnd 4 Out PS	Pinout 1 Out 2 Out 3 Gnd 4 Out PS	Pinout 1 Out 2 Out 3 Gnd 4 Out PS
Order number: 001	Order number: 002	Order number: 003	Order number: 007
Order number: 004	Order number: 005	Order number: 006	Order number: 008
Thread code: 01	Thread code: 02	Thread code: 03	Thread code: 04
Thread code: 05	Thread code: 06	Thread code: 07	Thread code: 08



Connection diagrams



Technical modifications and errors excepted.

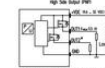


Technical modifications and errors excepted.

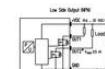
DIN EN 175301-803-A	M 12 - DIN EN 61076-2-101 A	ISO 15176-A1-4.1	AMP Superseal
Pin Assignment 1 Out 2 Out 3 Gnd 4 Out PS	Pin Assignment 1 Out 2 Out 3 Gnd 4 Out PS	Pin Assignment 1 Out 2 Out 3 Gnd 4 Out PS	Pin Assignment 1 Out 2 Out 3 Gnd 4 Out PS
Pinout 1 Out 2 Out 3 Gnd 4 Out PS	Pinout 1 Out 2 Out 3 Gnd 4 Out PS	Pinout 1 Out 2 Out 3 Gnd 4 Out PS	Pinout 1 Out 2 Out 3 Gnd 4 Out PS
Order number: 001	Order number: 002	Order number: 003	Order number: 007
Order number: 004	Order number: 005	Order number: 006	Order number: 008
Thread code: 01	Thread code: 02	Thread code: 03	Thread code: 04
Thread code: 05	Thread code: 06	Thread code: 07	Thread code: 08



Connection diagrams



Technical modifications and errors excepted.



Technical modifications and errors excepted.