



SUCO 0510/0511 NPT1/4 ELECTRONIC PRESSURE SWITCH

Adjustable by user

0511401097002
NC, 0 - 40 Bar, NPT 1/4, TPE, M12x1

- Single Switch Point
- Small & Compact
- Ceramic Sensor
- Stainless Steel Housing

PRODUCT DESCRIPTION

TECHNICAL DATA

GENERAL DATA

| | |
|-----------------------|------------------------|
| Adjustment range max | 40 bar |
| Adjustment range min | 0 bar |
| Electrical connection | M12x1 |
| Process connection | 1/4 NPT |
| Function | Normally Closed (SPST) |
| Output | PNP |
| Burst pressure | 140 bar |
| Pressure max | 100 bar |

TEMPERATURE & MATERIALS DATA

| | |
|---------------------------|------------------------|
| Temperature of media from | -30 °C |
| Temperature of media to | 110 °C |
| Temperature ambient from | -30 °C |
| Temperature ambient to | 100 °C |
| Material of body | Stainless steel 1.4305 |




| | |
|--------------------------|-----------------------------|
| Material of wetted parts | TPE, Stainless steel 1.4305 |
| Material membrane | TPE |

ADDITIONAL DATA

| | |
|----------------------------------|---|
| Supply voltage dc max | 32 V DC |
| Supply voltage dc min | 9.6 V DC |
| Pressure rise | ≤ 1 bar/ms |
| Switching time | < 4 ms |
| Switching point adjustment range | 3...100 % of adjustment range(full scale), set at factory |
| Weight | 80 g |

SAFETY & APPROVALS

| | |
|----------------------------|--|
| IP class | IP67 |
| Hysteresis | 2...98% full scale, programmable at factory (maximum tolerance ±1.0% of adjustment range nominal pressure) |
| Shock resistance | 500m / s²; 11 ms half sine wave; DIN EN 60068-2-27 |
| Vibration resistance | 20g: 4..2000 Hz sine wave, DIN EN 60068-2-6 |
| EMC | EMC 2014/30/EU; EN 61000-6-2:2005; EN 61000-6-3:2007 |
| Accuracy | ±0.5 % of adjustment range (Full scale) at room temperature |
| Long term stability | ±0.1 % of adjustment range (full scale) per year |
| Mechanical life expectancy | 5,000,000 pulsations at rise rates to 1 bar/ms nominal pressure |
| Repeatability | ±0.1 % of adjustment range (full scale) |



| Pin | Assignment |
|-----|------------------|
| 1 | U _{ext} |
| 2 | Grnd |
| 3 | U _{int} |
| PE | PE |

IP67

• 60 mm without cable outlet
• 77 mm with cable outlet

Order number: 013

| Pin | Assignment |
|-----|------------------|
| 1 | U _{ext} |
| 2 | Grnd |
| 3 | U _{int} |
| 4 | U _{ext} |

IP67

• 54 mm

Order number: 002

| Pin | Assignment |
|-----|------------------|
| 1 | U _{ext} |
| 2 | Grnd |
| 3 | U _{int} |
| 4 | U _{ext} |

IP67, IP68/9K

• 56 mm

Order number: 004

| Pin | Assignment |
|-----|------------------|
| 1 | U _{int} |
| 2 | Grnd |
| 3 | U _{ext} |

IP67

• 61 mm

Order number: 007

| Pin | Assignment |
|-----|------------------|
| A | U _{ext} |
| B | Grnd |
| C | U _{int} |

IP67, IP68/9K

• 61 mm

Order number: 010

Thread code: **41**

Thread code: **09**



| Pin | Assignment |
|-----|------------------|
| 1 | U _{ext} |
| 2 | Grnd |
| 3 | U _{int} |
| PE | PE |

IP67

• 60 mm without cable outlet
• 77 mm with cable outlet

Order number: 013

| Pin | Assignment |
|-----|------------------|
| 1 | U _{ext} |
| 2 | Grnd |
| 3 | U _{int} |
| 4 | U _{ext} |

IP67

• 54 mm

Order number: 002

| Pin | Assignment |
|-----|------------------|
| 1 | U _{ext} |
| 2 | Grnd |
| 3 | U _{int} |
| 4 | U _{ext} |

IP67, IP68/9K

• 56 mm

Order number: 004

| Pin | Assignment |
|-----|------------------|
| 1 | U _{int} |
| 2 | Grnd |
| 3 | U _{ext} |

IP67

• 61 mm

Order number: 007

| Pin | Assignment |
|-----|------------------|
| A | U _{ext} |
| B | Grnd |
| C | U _{int} |

IP67, IP68/9K

• 61 mm

Order number: 010

Thread code: **41**

Thread code: **09**