



## SUCO 0510/0511 NPT1/4 ELECTRONIC PRESSURE SWITCH

Adjustable by user

0511200091002  
NC, 0 - 2 Bar, NPT 1/4, NBR, M12x1

- Single Switch Point
- Small & Compact
- Ceramic Sensor
- Stainless Steel Housing

### PRODUCT DESCRIPTION

### TECHNICAL DATA

#### GENERAL DATA

Adjustment range max	2 bar
Adjustment range min	0 bar
Electrical connection	M12x1
Process connection	1/4 NPT
Function	Normally Closed (SPST)
Output	PNP
Burst pressure	8 bar
Pressure max	4 bar

#### TEMPERATURE & MATERIALS DATA

Temperature of media from	-30 °C
Temperature of media to	100 °C
Temperature ambient from	-30 °C
Temperature ambient to	100 °C
Material of body	Stainless steel 1.4305




Material of wetted parts	NBR, Stainless steel 1.4305
Material membrane	NBR

### ADDITIONAL DATA

Supply voltage dc max	32 V DC
Supply voltage dc min	9.6 V DC
Pressure rise	≤ 1 bar/ms
Switching time	< 4 ms
Switching point adjustment range	3...100 % of adjustment range(full scale), set at factory
Weight	80 g

### SAFETY & APPROVALS

IP class	IP67
Hysteresis	2...98% full scale, programmable at factory (maximum tolerance ±1.0% of adjustment range nominal pressure)
Shock resistance	500m / s²; 11 ms half sine wave; DIN EN 60068-2-27
Vibration resistance	20g: 4..2000 Hz sine wave, DIN EN 60068-2-6
EMC	EMC 2014/30/EU; EN 61000-6-2:2005; EN 61000-6-3:2007
Accuracy	±0.5 % of adjustment range (Full scale) at room temperature
Long term stability	±0.1 % of adjustment range (full scale) per year
Mechanical life expectancy	5,000,000 pulsations at rise rates to 1 bar/ms nominal pressure
Repeatability	±0.1 % of adjustment range (full scale)



Pin	Assignment
1	U <sub>ext</sub>
2	Gnd
3	U <sub>ext</sub>
PE	PE

IP67

Ø = 60 mm without cable outlet  
Ø = 77 mm with cable outlet

Order number: 013

Pin	Assignment
1	U <sub>ext</sub>
2	U <sub>ext</sub>
3	Gnd
4	U <sub>ext</sub>

IP67

Ø = 54 mm

Order number: 002

Pin	Assignment
1	U <sub>ext</sub>
2	U <sub>ext</sub>
3	Gnd
4	U <sub>ext</sub>

IP67, IP68/9K

Ø = 56 mm

Order number: 004

Pin	Assignment
1	U <sub>ext</sub>
2	Gnd
3	U <sub>ext</sub>

IP67

Ø = 60 mm

Order number: 007

Pin	Assignment
A	U <sub>ext</sub>
B	Gnd
C	U <sub>ext</sub>

IP67, IP68/9K

Ø = 60 mm

Order number: 010

Thread code: **41**

Thread code: **09**



Pin	Assignment
1	U <sub>ext</sub>
2	Gnd
3	U <sub>ext</sub>
PE	PE

IP67

Ø = 60 mm without cable outlet  
Ø = 77 mm with cable outlet

Order number: 013

Pin	Assignment
1	U <sub>ext</sub>
2	U <sub>ext</sub>
3	Gnd
4	U <sub>ext</sub>

IP67

Ø = 54 mm

Order number: 002

Pin	Assignment
1	U <sub>ext</sub>
2	U <sub>ext</sub>
3	Gnd
4	U <sub>ext</sub>

IP67, IP68/9K

Ø = 56 mm

Order number: 004

Pin	Assignment
1	U <sub>ext</sub>
2	Gnd
3	U <sub>ext</sub>

IP67

Ø = 60 mm

Order number: 007

Pin	Assignment
A	U <sub>ext</sub>
B	Gnd
C	U <sub>ext</sub>

IP67, IP68/9K

Ø = 60 mm

Order number: 010

Thread code: **41**

Thread code: **09**