



## SUCO - 0601/0602 PRESSURE SENSOR

Performance series

0602161413007

4-20mA, 0..16 bar, G1/4-E, FKM, AMP Superseal 1.5®

- Measuring range up to 100 bar
- Ceramic sensor
- Small and compact
- Stainless steel housing



### PRODUCT DESCRIPTION

The SUCO 0601/0602 performance series pressure sensor is a small, compact and cost effective pressure monitoring solution. Offering six standard pressure ranges with options of four different electrical connectors a thread of G1/4 and 0-10V or 4-20mA outputs. The 06 series uses a ceramic sensor in thick film technology which is housed in a stainless steel body.






Common applications include mobile hydraulics and power packs.

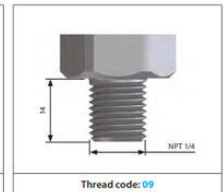

### TECHNICAL DATA

Accuracy	±1% FS
Burst pressure	60 bar
Connection	G1/4-E
Electrical connection	AMP Superseal
IP class	IP67
Long term stability	±0.3% FS p.a.
Material of body	Stainless steel 1.4305
Material of wetted parts	Stainless steel 1.4305, Ceramic, FKM
Mechanical life expectancy	5 million cycles
Overpressure protection	40 bar
Pressure range max	16 bar
Pressure range min	0 bar

Pressure reference	Gauge
Pressure rise	1 bar/ms
Repeatability	±0.1% FS
Response time	2 ms
Shock resistance	500m / s <sup>2</sup> ; 11 ms half sine wave; DIN EN 60068-2-27
Signal type	4-20 mA
Supply voltage dc max	32 V DC
Supply voltage dc min	9.6 V DC
Temperature ambient from	-30 °C
Temperature ambient to	100 °C
Temperature error	±0.04% FS/°C
Temperature of media from	-20 °C
Temperature of media to	125 °C
Weight	80 g
Vibration resistance	20g: 4..2000 Hz sine wave, DIN EN 60068-2-6



<b>DIN EN 175301-803-A</b>  <table><tr><td>Pin</td><td>0601</td><td>0602</td></tr><tr><td>1</td><td>U<sub>ve</sub></td><td>U<sub>ve</sub></td></tr><tr><td>2</td><td>Gnd</td><td>I<sub>ue</sub></td></tr><tr><td>3</td><td>U<sub>ue</sub></td><td>nc*</td></tr></table> <p>IP65 x ~ 60 mm without coupler socket x ~ 77 mm with coupler socket Order number: 013</p>	Pin	0601	0602	1	U <sub>ve</sub>	U <sub>ve</sub>	2	Gnd	I <sub>ue</sub>	3	U <sub>ue</sub>	nc*	<b>M 12 – DIN EN 61076-2-101 A</b>  <table><tr><td>Pin</td><td>0601</td><td>0602</td></tr><tr><td>1</td><td>U<sub>ve</sub></td><td>U<sub>ve</sub></td></tr><tr><td>2</td><td>U<sub>ue</sub></td><td>nc*</td></tr><tr><td>3</td><td>Gnd</td><td>I<sub>ue</sub></td></tr><tr><td>4</td><td>nc*</td><td>nc*</td></tr></table> <p>IP67 x ~ 54 mm Order number: 002</p>	Pin	0601	0602	1	U <sub>ve</sub>	U <sub>ve</sub>	2	U <sub>ue</sub>	nc*	3	Gnd	I <sub>ue</sub>	4	nc*	nc*	<b>ISO 15170-A1-4.1</b>  <table><tr><td>Pin</td><td>0601</td><td>0602</td></tr><tr><td>1</td><td>U<sub>ve</sub></td><td>U<sub>ve</sub></td></tr><tr><td>2</td><td>Gnd</td><td>nc*</td></tr><tr><td>3</td><td>U<sub>ue</sub></td><td>I<sub>ue</sub></td></tr><tr><td>4</td><td>nc*</td><td>nc*</td></tr></table> <p>IP67, IP69K x ~ 56 mm Order number: 004</p>	Pin	0601	0602	1	U <sub>ve</sub>	U <sub>ve</sub>	2	Gnd	nc*	3	U <sub>ue</sub>	I <sub>ue</sub>	4	nc*	nc*
Pin	0601	0602																																										
1	U <sub>ve</sub>	U <sub>ve</sub>																																										
2	Gnd	I <sub>ue</sub>																																										
3	U <sub>ue</sub>	nc*																																										
Pin	0601	0602																																										
1	U <sub>ve</sub>	U <sub>ve</sub>																																										
2	U <sub>ue</sub>	nc*																																										
3	Gnd	I <sub>ue</sub>																																										
4	nc*	nc*																																										
Pin	0601	0602																																										
1	U <sub>ve</sub>	U <sub>ve</sub>																																										
2	Gnd	nc*																																										
3	U <sub>ue</sub>	I <sub>ue</sub>																																										
4	nc*	nc*																																										
<b>AMP Superseal 1.5*</b>  <table><tr><td>Pin</td><td>0601</td><td>0602</td></tr><tr><td>1</td><td>U<sub>ue</sub></td><td>nc*</td></tr><tr><td>2</td><td>Gnd</td><td>I<sub>ue</sub></td></tr><tr><td>3</td><td>U<sub>ve</sub></td><td>U<sub>ve</sub></td></tr></table> <p>IP67 x ~ 61 mm Order number: 007</p>	Pin	0601	0602	1	U <sub>ue</sub>	nc*	2	Gnd	I <sub>ue</sub>	3	U <sub>ve</sub>	U <sub>ve</sub>	<b>Deutsch DT04-3P</b>  <table><tr><td>Pin</td><td>0601</td><td>0602</td></tr><tr><td>A</td><td>U<sub>ve</sub></td><td>U<sub>ve</sub></td></tr><tr><td>B</td><td>Gnd</td><td>nc*</td></tr><tr><td>C</td><td>U<sub>ue</sub></td><td>I<sub>ue</sub></td></tr></table> <p>IP67, IP69K x ~ 61 mm Order number: 010</p>	Pin	0601	0602	A	U <sub>ve</sub>	U <sub>ve</sub>	B	Gnd	nc*	C	U <sub>ue</sub>	I <sub>ue</sub>																			
Pin	0601	0602																																										
1	U <sub>ue</sub>	nc*																																										
2	Gnd	I <sub>ue</sub>																																										
3	U <sub>ve</sub>	U <sub>ve</sub>																																										
Pin	0601	0602																																										
A	U <sub>ve</sub>	U <sub>ve</sub>																																										
B	Gnd	nc*																																										
C	U <sub>ue</sub>	I <sub>ue</sub>																																										






DIN EN 175301-803-A			
Pin	0601	0602	
1	U <sub>ve</sub>	U <sub>ve</sub>	
2	Gnd	I <sub>ut</sub>	
3	U <sub>ut</sub>	nc*	
IP65			
x ~ 60 mm without coupler socket x ~ 77 mm with coupler socket			
Order number: 013			

AMP Superseal 1.5*		
		
Pin	0601	0602
1	U <sub>ut</sub>	nc*
2	Gnd	I <sub>ut</sub>
3	U <sub>ve</sub>	U <sub>ve</sub>
IP67		
x ~ 61 mm		
Order number: 007		

M 12 - DIN EN 61076-2-101 A			
Pin	0601	0602	
1	U <sub>ve</sub>	U <sub>ve</sub>	
2	U <sub>ut</sub>	nc*	
3	Gnd	I <sub>ut</sub>	
4	nc*	nc*	
IP67			
x ~ 54 mm			
Order number: 002			

Deutsch DT04-3P		
		
Pin	0601	0602
A	U <sub>ve</sub>	U <sub>ve</sub>
B	Gnd	nc*
C	U <sub>ut</sub>	I <sub>ut</sub>
IP67, IP6X3K		
x ~ 61 mm		
Order number: 010		

ISO 15170-A1-4.1			
Pin	0601	0602	
1	U <sub>ve</sub>	U <sub>ve</sub>	
2	Gnd	nc*	
3	U <sub>ut</sub>	I <sub>ut</sub>	
4	nc*	nc*	
IP67, IP6X3K			
x ~ 56 mm			
Order number: 004			

