



SUCO - 0601/0602 PRESSURE SENSOR

Performance series

0602161411010
4-20mA, 0..16 bar, G1/4-E, NBR, Deutsch DT04-3P

- Measuring range up to 100 bar
- Ceramic sensor
- Small and compact
- Stainless steel housing



PRODUCT DESCRIPTION

The SUCO 0601/0602 performance series pressure sensor is a small, compact and cost effective pressure monitoring solution. Offering six standard pressure ranges with options of four different electrical connectors a thread of G1/4 and 0-10V or 4-20mA outputs. The 06 series uses a ceramic sensor in thick film technology which is housed in a stainless steel body.






Common applications include mobile hydraulics and power packs.



TECHNICAL DATA

Accuracy	±1% FS
Burst pressure	60 bar
Connection	G1/4-E
Electrical connection	Deutsch DT04-3P
IP class	IP67, IP6K9K
Long term stability	±0.3% FS p.a.
Material of body	Stainless steel 1.4305
Material of wetted parts	Stainless steel 1.4305, Ceramic, NBR
Mechanical life expectancy	5 million cycles
Overpressure protection	40 bar
Pressure range max	16 bar
Pressure range min	0 bar

Pressure reference	Gauge
Pressure rise	1 bar/ms
Repeatability	±0.1% FS
Response time	2 ms
Shock resistance	500m / s ² ; 11 ms half sine wave; DIN EN 60068-2-27
Signal type	4-20 mA
Supply voltage dc max	32 V DC
Supply voltage dc min	9.6 V DC
Temperature ambient from	-30 °C
Temperature ambient to	100 °C
Temperature error	±0.04% FS/°C
Temperature of media from	-30 °C
Temperature of media to	100 °C
Weight	80 g
Vibration resistance	20g: 4..2000 Hz sine wave, DIN EN 60068-2-6



DIN EN 175301-803-A  <table><tr><td>Pin</td><td>0601</td><td>0602</td></tr><tr><td>1</td><td>U_{ve}</td><td>U_{ve}</td></tr><tr><td>2</td><td>Gnd</td><td>I_{ue}</td></tr><tr><td>3</td><td>U_{ue}</td><td>nc*</td></tr></table> <p>IP65 x ~ 60 mm without coupler socket x ~ 77 mm with coupler socket Order number: 013</p>	Pin	0601	0602	1	U _{ve}	U _{ve}	2	Gnd	I _{ue}	3	U _{ue}	nc*	M 12 – DIN EN 61076-2-101 A  <table><tr><td>Pin</td><td>0601</td><td>0602</td></tr><tr><td>1</td><td>U_{ve}</td><td>U_{ve}</td></tr><tr><td>2</td><td>U_{ue}</td><td>nc*</td></tr><tr><td>3</td><td>Gnd</td><td>I_{ue}</td></tr><tr><td>4</td><td>nc*</td><td>nc*</td></tr></table> <p>IP67 x ~ 54 mm Order number: 002</p>	Pin	0601	0602	1	U _{ve}	U _{ve}	2	U _{ue}	nc*	3	Gnd	I _{ue}	4	nc*	nc*	ISO 15170-A1-4.1  <table><tr><td>Pin</td><td>0601</td><td>0602</td></tr><tr><td>1</td><td>U_{ve}</td><td>U_{ve}</td></tr><tr><td>2</td><td>Gnd</td><td>nc*</td></tr><tr><td>3</td><td>U_{ue}</td><td>I_{ue}</td></tr><tr><td>4</td><td>nc*</td><td>nc*</td></tr></table> <p>IP67, IP69K x ~ 56 mm Order number: 004</p>	Pin	0601	0602	1	U _{ve}	U _{ve}	2	Gnd	nc*	3	U _{ue}	I _{ue}	4	nc*	nc*
Pin	0601	0602																																										
1	U _{ve}	U _{ve}																																										
2	Gnd	I _{ue}																																										
3	U _{ue}	nc*																																										
Pin	0601	0602																																										
1	U _{ve}	U _{ve}																																										
2	U _{ue}	nc*																																										
3	Gnd	I _{ue}																																										
4	nc*	nc*																																										
Pin	0601	0602																																										
1	U _{ve}	U _{ve}																																										
2	Gnd	nc*																																										
3	U _{ue}	I _{ue}																																										
4	nc*	nc*																																										
AMP Superseal 1.5*  <table><tr><td>Pin</td><td>0601</td><td>0602</td></tr><tr><td>1</td><td>U_{ue}</td><td>nc*</td></tr><tr><td>2</td><td>Gnd</td><td>I_{ue}</td></tr><tr><td>3</td><td>U_{ve}</td><td>U_{ve}</td></tr></table> <p>IP67 x ~ 61 mm Order number: 007</p>	Pin	0601	0602	1	U _{ue}	nc*	2	Gnd	I _{ue}	3	U _{ve}	U _{ve}	Deutsch DT04-3P  <table><tr><td>Pin</td><td>0601</td><td>0602</td></tr><tr><td>A</td><td>U_{ve}</td><td>U_{ve}</td></tr><tr><td>B</td><td>Gnd</td><td>nc*</td></tr><tr><td>C</td><td>U_{ue}</td><td>I_{ue}</td></tr></table> <p>IP67, IP69K x ~ 61 mm Order number: 010</p>	Pin	0601	0602	A	U _{ve}	U _{ve}	B	Gnd	nc*	C	U _{ue}	I _{ue}																			
Pin	0601	0602																																										
1	U _{ue}	nc*																																										
2	Gnd	I _{ue}																																										
3	U _{ve}	U _{ve}																																										
Pin	0601	0602																																										
A	U _{ve}	U _{ve}																																										
B	Gnd	nc*																																										
C	U _{ue}	I _{ue}																																										





Order number: 010

