

SUCO - 0601/0602 PRESSURE SENSOR

Performance series

0601101411002
 0-10V, 0..10 bar, G1/4-E, NBR, M12



- Measuring range up to 100 bar
- Ceramic sensor
- Small and compact
- Stainless steel housing



PRODUCT DESCRIPTION

The SUCO 0601 and 0602 pressure sensors form a compact and cost-effective "Performance Series" pressure transmitter range. They utilise a ceramic thick-film sensing element housed in stainless steel (AISI 303), offering high durability and media compatibility. Standard pressure ranges include, and up to 250 bar, with overpressure protection typically up to twice the nominal and burst resistance as high as 4× nominal. These sensors achieve $\pm 1\%$ FS accuracy ($\pm 0.5\%$ BFSL), with excellent repeatability ($\pm 0.1\%$) and long-term stability ($< 0.3\%$ /year), and can handle rapid pressure spikes up to 1 000 bar/s. They are able to withstand vibration, shock, IP65–67 (and optional IP6K9K) ratings, and protected against reverse polarity, over-voltage, and short circuits. Multiple connector types (DIN or M12, AMP Superseal, Deutsch) and thread options (G $\frac{1}{4}$ ", $\frac{1}{4}$ "NPT etc.) enable versatile installations.






The 0601/0602 sensors are ideal for integration into mobile hydraulics, power-pack systems, industrial pumps, and off-highway equipment where space and cost matter. With high overpressure protection and fast response (< 2 ms), they act effectively as safety interlocks, enabling rapid shutdowns or alerts upon pressure anomalies. Their durable stainless-steel construction and IP-rated sealing make them suitable for harsh environments such as agricultural machinery, construction plant, and marine systems. The choice between voltage (0–10 V) or current (4–20 mA) outputs enables compatibility with PLC/SCADA infrastructure, control modules, or datalogging applications. Optional configurations such as plasma-cleaned diaphragms for oxygen systems enhance their versatility, making them suitable for applications in medical gas monitoring or speciality process systems.



TECHNICAL DATA

Accuracy	$\pm 1\%$ FS
Burst pressure	35 bar
Connection	G1/4-E
Electrical connection	M12x1 4-pole
IP class	IP67
Long term stability	$\pm 0.3\%$ FS p.a.
Material of body	Stainless steel 1.4305
Material of wetted parts	Stainless steel 1.4305, Ceramic, NBR
Mechanical life expectancy	5 million cycles
Overpressure protection	20 bar
Pressure range max	10 bar
Pressure range min	0 bar
Pressure reference	Gauge

Pressure rise	1 bar/ms
Repeatability	±0.1% FS
Response time	2 ms
Shock resistance	500m / s ² ; 11 ms half sine wave; DIN EN 60068-2-27
Signal type	0-10 V
Supply voltage dc max	32 V DC
Supply voltage dc min	11 V DC
Temperature ambient from	-30 °C
Temperature ambient to	100 °C
Temperature error	±0.04% FS/°C
Temperature of media from	-30 °C
Temperature of media to	100 °C
Weight	80 g
Vibration resistance	20g: 4..2000 Hz sine wave, DIN EN 60068-2-6



DIN EN 175301-803-A	M 12 - DIN EN 61076-2-101 A	ISO 15170-A1-4.1																																										
 <table border="1"> <tr> <th>Pin</th> <th>0601</th> <th>0602</th> </tr> <tr> <td>1</td> <td>U_{ve}</td> <td>U_{ve}</td> </tr> <tr> <td>2</td> <td>Gnd</td> <td>I_{sup}</td> </tr> <tr> <td>3</td> <td>U_{sup}</td> <td>nc*</td> </tr> </table> <p>IP65</p> <p>x = 60 mm without coupler socket x = 77 mm with coupler socket</p> <p>Order number: 013</p>	Pin	0601	0602	1	U _{ve}	U _{ve}	2	Gnd	I _{sup}	3	U _{sup}	nc*	 <table border="1"> <tr> <th>Pin</th> <th>0601</th> <th>0602</th> </tr> <tr> <td>1</td> <td>U_{ve}</td> <td>U_{ve}</td> </tr> <tr> <td>2</td> <td>U_{sup}</td> <td>nc*</td> </tr> <tr> <td>3</td> <td>Gnd</td> <td>I_{sup}</td> </tr> <tr> <td>4</td> <td>nc*</td> <td>nc*</td> </tr> </table> <p>IP67</p> <p>x = 54 mm</p> <p>Order number: 002</p>	Pin	0601	0602	1	U _{ve}	U _{ve}	2	U _{sup}	nc*	3	Gnd	I _{sup}	4	nc*	nc*	 <table border="1"> <tr> <th>Pin</th> <th>0601</th> <th>0602</th> </tr> <tr> <td>1</td> <td>U_{ve}</td> <td>U_{ve}</td> </tr> <tr> <td>2</td> <td>Gnd</td> <td>nc*</td> </tr> <tr> <td>3</td> <td>U_{sup}</td> <td>I_{sup}</td> </tr> <tr> <td>4</td> <td>nc*</td> <td>nc*</td> </tr> </table> <p>IP67, IP6K9K</p> <p>x = 56 mm</p> <p>Order number: 004</p>	Pin	0601	0602	1	U _{ve}	U _{ve}	2	Gnd	nc*	3	U _{sup}	I _{sup}	4	nc*	nc*
Pin	0601	0602																																										
1	U _{ve}	U _{ve}																																										
2	Gnd	I _{sup}																																										
3	U _{sup}	nc*																																										
Pin	0601	0602																																										
1	U _{ve}	U _{ve}																																										
2	U _{sup}	nc*																																										
3	Gnd	I _{sup}																																										
4	nc*	nc*																																										
Pin	0601	0602																																										
1	U _{ve}	U _{ve}																																										
2	Gnd	nc*																																										
3	U _{sup}	I _{sup}																																										
4	nc*	nc*																																										
 <table border="1"> <tr> <th>Pin</th> <th>0601</th> <th>0602</th> </tr> <tr> <td>1</td> <td>U_{sup}</td> <td>nc*</td> </tr> <tr> <td>2</td> <td>Gnd</td> <td>I_{sup}</td> </tr> <tr> <td>3</td> <td>U_{ve}</td> <td>U_{ve}</td> </tr> </table> <p>IP67</p> <p>x = 61 mm</p> <p>Order number: 007</p>	Pin	0601	0602	1	U _{sup}	nc*	2	Gnd	I _{sup}	3	U _{ve}	U _{ve}	 <table border="1"> <tr> <th>Pin</th> <th>0601</th> <th>0602</th> </tr> <tr> <td>A</td> <td>U_{ve}</td> <td>U_{ve}</td> </tr> <tr> <td>B</td> <td>Gnd</td> <td>nc*</td> </tr> <tr> <td>C</td> <td>U_{sup}</td> <td>I_{sup}</td> </tr> </table> <p>IP67, IP6K9K</p> <p>x = 61 mm</p> <p>Order number: 010</p>	Pin	0601	0602	A	U _{ve}	U _{ve}	B	Gnd	nc*	C	U _{sup}	I _{sup}																			
Pin	0601	0602																																										
1	U _{sup}	nc*																																										
2	Gnd	I _{sup}																																										
3	U _{ve}	U _{ve}																																										
Pin	0601	0602																																										
A	U _{ve}	U _{ve}																																										
B	Gnd	nc*																																										
C	U _{sup}	I _{sup}																																										






DIN EN 175301-803-A			M 12 – DIN EN 61076-2-101 A			ISO 15170-A1-4.1		
Pin	0601	0602	Pin	0601	0602	Pin	0601	0602
1	U _{v+}	U _{v+}	1	U _{v+}	U _{v+}	1	U _{v+}	U _{v+}
2	Gnd	I _{out}	2	U _{out}	nc*	2	Gnd	nc*
3	U _{out}	nc*	3	Gnd	I _{out}	3	U _{out}	I _{out}
			4	nc*	nc*	4	nc*	nc*
IP65			IP67			IP67, IP6AK		
x – 60 mm without coupler socket x – 77 mm with coupler socket			x – 54 mm			x – 56 mm		
Order number: 013			Order number: 002			Order number: 004		
AMP Superseal 1.5* 			Deutsch DT04-3P 					
Pin	0601	0602	Pin	0601	0602			
1	U _{out}	nc*	A	U _{v+}	U _{v+}			
2	Gnd	I _{out}	B	Gnd	nc*			
3	U _{v+}	U _{v+}	C	U _{out}	I _{out}			
IP67			IP67, IP6AK					
x – 61 mm			x – 61 mm					
Order number: 007			Order number: 010					



Thread code: 41



Thread code: 09