



SUCO 0510/0511 G1/4 ELECTRONIC PRESSURE SWITCH

Adjustable by user

0511401412007
NC, 0 - 40 Bar, G 1/4, EPDM, AMP Superseal 1.5

- Single switch point
- Small & compact
- Ceramic sensor
- Stainless steel housing

PRODUCT DESCRIPTION

The SUCO performance series electronic pressure switch offers a small compact electronic switch without compromising on quality which comes adjustable by the user (hysteresis not adjustable) with overpressure protection (up to 2x), has a long service life and is also attractively priced especially at high volumes. Using a ceramic sensor in thick film technology for a good operating temperature range and accuracy, there are six standard pressure ranges starting from 0..2 bar all the way up to 0..100 bar and a hysteresis of 1%-98%, available in normally open or normally closed with a PNP output. The wetted parts are made of ceramic, stainless steel and either NBR, EPDM OR FKM ensuring excellent media compatibility, with six standard electrical connection options including Deutsch, DIN and M12 combined with two standard thread type options.

Customer specific solutions are also available on request.

Application examples

- Automotive
- Braking systems
- Medical
- Mobile hydraulics
- Off highway
- Off-shore
- Rail

TECHNICAL DATA

GENERAL DATA

Adjustment range max	40 bar
Adjustment range min	0 bar
Electrical connection	AMP Superseal
Process connection	G1/4
Function	Normally Closed (SPST)
Output	PNP
Burst pressure	140 bar
Pressure max	100 bar

TEMPERATURE & MATERIALS DATA

Temperature of media from	-30 °C
Temperature of media to	125 °C
Temperature ambient from	-30 °C
Temperature ambient to	100 °C
Material of body	Stainless steel 1.4305
Material of wetted parts	EPDM, Stainless steel 1.4305
Material membrane	EPDM


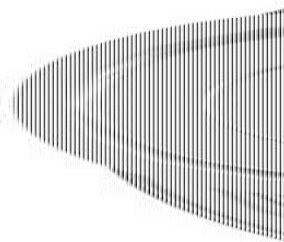

ADDITIONAL DATA

Supply voltage dc max	32 V DC
Supply voltage dc min	9.6 V DC
Pressure rise	≤ 1 bar/ms
Switching time	< 4 ms
Switching point adjustment range	3...100 % of adjustment range(full scale), set at factory

Weight	80 g
--------	------

SAFETY & APPROVALS

IP class	IP67
Hysteresis	2...98% full scale, programmable at factory (maximum tolerance $\pm 1.0\%$ of adjustment range nominal pressure)
Shock resistance	500m / s ² ; 11 ms half sine wave; DIN EN 60068-2-27
Vibration resistance	20g: 4..2000 Hz sine wave, DIN EN 60068-2-6
EMC	EMC 2014/30/EU; EN 61000-6-2:2005; EN 61000-6-3:2007
Accuracy	$\pm 0.5\%$ of adjustment range (Full scale) at room temperature
Long term stability	$\pm 0.1\%$ of adjustment range (full scale) per year
Mechanical life expectancy	5,000,000 pulsations at rise rates to 1 bar/ms nominal pressure
Repeatability	$\pm 0.1\%$ of adjustment range (full scale)



DIN EN 175301-803-A

Pin	Assignment
1	U _{ref}
2	Gnd
3	U _{sup}
4	U _{out}

IP67

1 = 60 mm without cable exit
2 = 77 mm with cable exit

Order number: 013

M 12 - DIN EN 61076-2-101 A

Pin	Assignment
1	U _{ref}
2	nc
3	Gnd
4	U _{sup}

IP67

1 = 54 mm

Order number: 002

ISO 15170-A1-4-1

Pin	Assignment
1	U _{ref}
2	nc
3	Gnd
4	U _{sup}

IP67, IP68/9K

1 = 56 mm

Order number: 004

AMP Supersseal 1.5"

Pin	Assignment
1	U _{sup}
2	Gnd
3	U _{ref}

IP67

1 = 61 mm

Order number: 007

Deutsch DT04-3P

Pin	Assignment
A	U _{ref}
B	Gnd
C	U _{sup}

IP67, IP68/9K








1 = 61 mm

Order number: 010

Thread code: 41

Thread code: 00



<p>DIN EN 175301-803-A</p>  <table border="1"> <thead> <tr> <th>Pin</th> <th>Assignment</th> </tr> </thead> <tbody> <tr> <td>1</td> <td>U_{ref}</td> </tr> <tr> <td>2</td> <td>Gnd</td> </tr> <tr> <td>3</td> <td>U_{sup}</td> </tr> <tr> <td>4</td> <td>U_{out}</td> </tr> </tbody> </table> <p>IP67</p> <p>1 = 60 mm without cable exit 2 = 77 mm with cable exit</p> <p>Order number: 013</p>	Pin	Assignment	1	U _{ref}	2	Gnd	3	U _{sup}	4	U _{out}	<p>M 12 - DIN EN 61076-2-101 A</p>  <table border="1"> <thead> <tr> <th>Pin</th> <th>Assignment</th> </tr> </thead> <tbody> <tr> <td>1</td> <td>U_{ref}</td> </tr> <tr> <td>2</td> <td>nc</td> </tr> <tr> <td>3</td> <td>Gnd</td> </tr> <tr> <td>4</td> <td>U_{sup}</td> </tr> </tbody> </table> <p>IP67</p> <p>1 = 54 mm</p> <p>Order number: 002</p>	Pin	Assignment	1	U _{ref}	2	nc	3	Gnd	4	U _{sup}	<p>ISO 15170-A1-4-1</p>  <table border="1"> <thead> <tr> <th>Pin</th> <th>Assignment</th> </tr> </thead> <tbody> <tr> <td>1</td> <td>U_{ref}</td> </tr> <tr> <td>2</td> <td>nc</td> </tr> <tr> <td>3</td> <td>Gnd</td> </tr> <tr> <td>4</td> <td>U_{sup}</td> </tr> </tbody> </table> <p>IP67, IP68/9K</p> <p>1 = 56 mm</p> <p>Order number: 004</p>	Pin	Assignment	1	U _{ref}	2	nc	3	Gnd	4	U _{sup}
Pin	Assignment																															
1	U _{ref}																															
2	Gnd																															
3	U _{sup}																															
4	U _{out}																															
Pin	Assignment																															
1	U _{ref}																															
2	nc																															
3	Gnd																															
4	U _{sup}																															
Pin	Assignment																															
1	U _{ref}																															
2	nc																															
3	Gnd																															
4	U _{sup}																															
<p>AMP Supersseal 1.5"</p>  <table border="1"> <thead> <tr> <th>Pin</th> <th>Assignment</th> </tr> </thead> <tbody> <tr> <td>1</td> <td>U_{sup}</td> </tr> <tr> <td>2</td> <td>Gnd</td> </tr> <tr> <td>3</td> <td>U_{ref}</td> </tr> </tbody> </table> <p>IP67</p> <p>1 = 61 mm</p> <p>Order number: 007</p>	Pin	Assignment	1	U _{sup}	2	Gnd	3	U _{ref}	<p>Deutsch DT04-3P</p>  <table border="1"> <thead> <tr> <th>Pin</th> <th>Assignment</th> </tr> </thead> <tbody> <tr> <td>A</td> <td>U_{ref}</td> </tr> <tr> <td>B</td> <td>Gnd</td> </tr> <tr> <td>C</td> <td>U_{sup}</td> </tr> </tbody> </table> <p>IP67, IP68/9K</p> <p>1 = 61 mm</p> <p>Order number: 010</p>	Pin	Assignment	A	U _{ref}	B	Gnd	C	U _{sup}															
Pin	Assignment																															
1	U _{sup}																															
2	Gnd																															
3	U _{ref}																															
Pin	Assignment																															
A	U _{ref}																															
B	Gnd																															
C	U _{sup}																															
 <p>Thread code: 41</p>	 <p>Thread code: 00</p>																															

