

## MLGX LINEAR GUIDE

MLGX25-1200S

MLGX Multi-Roller Type, 1200mm, 24 Holes, 516g,  
Stainless Steel, Operating Load



- Available in multiple lengths
- It can be used with a motor drive
- Can operate under 120N in vertical or horizontal directions

### PRODUCT DESCRIPTION

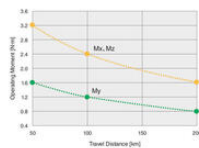
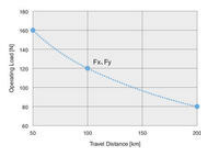
The Sugatsune MLGX25 Multi-Roller Linear Guide Rail is engineered for medium-load applications requiring precise and reliable linear motion. Its innovative "Dual X" structure features rollers positioned at two different angles, effectively resisting both horizontal and vertical loads. This design ensures smooth movement even under moment loads, making it suitable for various orientations. The guide rail is constructed from 304 stainless steel with a no-polish finish, offering corrosion resistance and durability. It has successfully passed a rigorous 500,000-cycle test, involving 100 mm one-way movements at 200 mm per second, demonstrating its long-term reliability in repetitive motion scenarios. Additionally, the preloaded guide block minimises backlash, ensuring precise and stable movement essential for applications demanding high accuracy.

The MLGX25's robust design and smooth operation make it suitable for a wide range of applications, including automated machinery, medical equipment, analytical instruments, and machine tools. Its roller-based mechanism eliminates ball creep, making it compatible with motor-driven systems without the risk of misalignment over time. Multiple guide blocks can be used on a single rail, allowing for customizable configurations to meet specific application needs. Available in various lengths, such as 200 mm, 300 mm, and 400 mm, the MLGX25 series offers flexibility to accommodate different requirements.

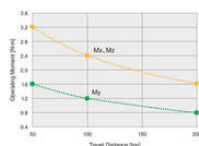
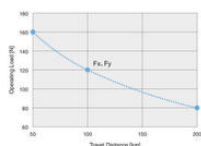

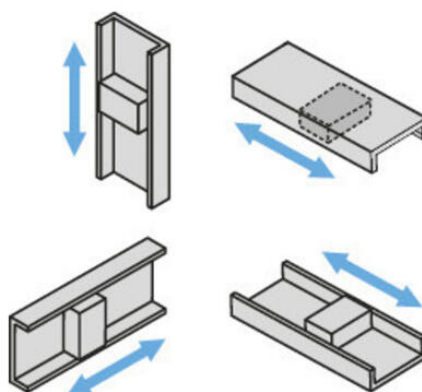
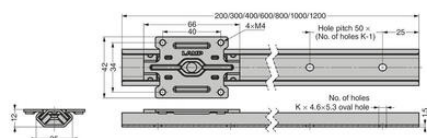
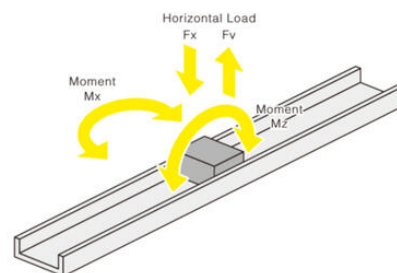
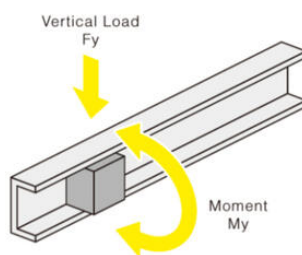
### TECHNICAL DATA

Guide Block Length	66 mm
Guide Block Screw Size	M4
Horizontal Load FV	80 N
Horizontal Load FX	120 N
Load Moment MX	2.4 Nm
Load Moment MY	1.2 Nm
Load Moment MZ	2.4 Nm
Load Type	Operating Load
Material	Stainless steel
Number of holes	24
Rail & Guide Block Height	12 mm
Rail & Guide Block Width	42 mm
Rail Hole Pitch	50 mm
Rail Length	1200 mm
Rail Screw Size	M4
Rail Width	25 mm

Weight	516 g
Vertical Load FY	120 N



#### Load Direction



#### Load Direction

